

Exploring the mechanism of the impact of green finance and digital economy on China's green total factor productivity

Article

Published Version

Creative Commons: Attribution 4.0 (CC-BY)

Open access

Guo, J. ORCID: <https://orcid.org/0000-0001-6656-0885>, Zhang, K. and Liu, K. (2022) Exploring the mechanism of the impact of green finance and digital economy on China's green total factor productivity. *International Journal of Environmental Research and Public Health*, 19 (23). 16303. ISSN 1660-4601 doi: <https://doi.org/10.3390/ijerph192316303> Available at <https://centaur.reading.ac.uk/109225/>

It is advisable to refer to the publisher's version if you intend to cite from the work. See [Guidance on citing](#).

Published version at: <http://dx.doi.org/10.3390/ijerph192316303>

To link to this article DOI: <http://dx.doi.org/10.3390/ijerph192316303>

Publisher: MDPI

All outputs in CentAUR are protected by Intellectual Property Rights law, including copyright law. Copyright and IPR is retained by the creators or other copyright holders. Terms and conditions for use of this material are defined in the [End User Agreement](#).

www.reading.ac.uk/centaur

CentAUR

Central Archive at the University of Reading

Reading's research outputs online



Article

Exploring the Mechanism of the Impact of Green Finance and Digital Economy on China's Green Total Factor Productivity

Jianfeng Guo ^{1,2}, Kai Zhang ^{2,*} and Kecheng Liu ¹

¹ Henley Business School, University of Reading, Berkshire RG9 3AU, UK

² Economics and Management School, Xi'an University of Posts and Telecommunications, Xi'an 710061, China

* Correspondence: ken@stu.xupt.edu.cn

Abstract: In the context of the “double cycle,” promoting the development of a green economy is an important goal for China's high-quality economic development in the digital age. This paper uses data from 30 provinces (municipalities and autonomous regions) in China during the 2006–2019 period using the Compiled Green Finance Index (*GF*) and Digital Economy Index (*DE*). The inter-relationship between green finance, digital economy and green total factor productivity (*GTFP*) is empirically tested by conducting multiple regressions on panel data from 2006–2019 to perform an empirical analysis. Based on this, further analysis was performed with the threshold model. This study found that green finance and digital economy can contribute well to green total factor productivity, but the combination of the two does not have a good effect on green total factor productivity. Further study found that the green finance and digital economy's contribution to green total factor productivity is mainly derived from technological progress. The regression results based on the panel threshold model show that the more underdeveloped the digital economy is in certain regions, the stronger the role of green finance in promoting efficiency improvement. Therefore, policymakers should formulate differentiated green financial policies according to the level of development of the digital economy and give play to the role of green finance and the digital economy in promoting green total factor productivity.

Keywords: green finance; digital economy; green total factor productivity

Citation: Guo, J.; Zhang, K.; Liu, K. Exploring the Mechanism of the Impact of Green Finance and Digital Economy on China's Green Total Factor Productivity. *Int. J. Environ. Res. Public Health* **2022**, *19*, 16303. <https://doi.org/10.3390/ijerph192316303>

Academic Editors: Taoyuan Wei and Qin Zhu

Received: 30 October 2022

Accepted: 2 December 2022

Published: 5 December 2022

Publisher's Note: MDPI stays neutral with regard to jurisdictional claims in published maps and institutional affiliations.



Copyright: © 2022 by the authors. Licensee MDPI, Basel, Switzerland. This article is an open access article distributed under the terms and conditions of the Creative Commons Attribution (CC BY) license (<https://creativecommons.org/licenses/by/4.0/>).

1. Introduction

Since the reform and opening up, China's economy has been maintaining high growth, but the high economic growth stage has been accompanied by a dependence on resources and the pollution of the environment [1,2]. The report of the 19th National Congress of the Communist Party of China points out that “China's economy has shifted from a stage of high-speed growth to a stage of high-quality development, and it is necessary to promote quality change, efficiency change, power change in economic development and improve total factor productivity.” In today's recurring epidemic, the need to energize productivity growth is even more pronounced. As the concept of green development continues to penetrate the concept of national governance, how to improve the quality of the ecological environment and the development of the green economy has gradually become a greater concern for people [3–5]. Promoting *GTFP* and improving the efficiency of the green economy play important parts in promoting the development of China's green economy [6,7]. The improvement of total factor productivity is mainly reflected in two aspects of technological progress and efficiency progress, and each general technological innovation in human history has been able to significantly promote the leapfrog development of these two aspects [8–10]. Green finance incorporates environment and pollution into endogenous factors, and through the development of related green credit

and green investment business, it guides the flow of funds into green environmental protection projects, optimizes resource allocation, and achieves win-win interaction between green finance and green economy [11,12]. Therefore, green finance plays an important role in promoting high-quality economic development [13–15].

In recent years, thanks to the continuous breakthrough of information technology in China, the rapid development and wide application of digital technology have given rise to the digital economy. The digital economy is different from the traditional agricultural and industrial economies. As a new economy, it is deeply integrated with all industries in China, triggering great social and economic changes while providing a new path for China to achieve environmentally friendly and sustainable development because of its improved efficiency and reduced dependence on resources and the environment. The 14th Five-Year Plan of the National Economic and Social Development of the People's Republic of China and the Outline of the Vision 2035 clearly proposed to "give full play to the advantages of massive data and rich application scenarios, promote the deep integration of digital technology and the real economy, empower the transformation and upgrading of traditional industries, give birth to new industries, new business models and grow new engines of economic development." It is easy to see that the digital economy has become an important driving force for China's economic development [16–18].

In the new era, China has the will and motivation to promote the two-pronged approach of green finance and digital economy to drive high-quality economic development. Green finance refers to all financial innovation and management activities that help achieve environmental improvement, enhance eco-efficiency and promote sustainable development functions. It includes not only environmental finance, low-carbon finance, and sustainable finance activities but also financial policies, financial services, risk management, and other related financial resource allocation activities adopted by governments, enterprises, and other economic agents that are conducive to promoting green investment and financing. Green finance is a financial innovation based on ecological and environmental protection, strengthening the link between the green industry and the financial industry, focusing on issues such as environmental pollution and ecological and environmental protection [19,20]. A digital economy is a new form of economic and social development after the agricultural and industrial economies. The G20 Initiative on Digital Economy Development and Cooperation, released at the 2016 Group of Twenty (G20) Summit, defines the digital economy as a series of economic activities in which the use of digitized knowledge and information is a key factor in production. Additionally, modern information networks are an important carrier of information, and the effective use of information and communication technologies is an important driving force for efficiency improvement and economic structure optimization. Thus, the digital economy has become an important engine for China's high-quality economic development due to its efficient use of resources. *GTFP* is defined as the integration of input variables such as capital, energy and labor, economic benefits representing desired outputs and environmental pollution representing undesired outputs into the productivity measurement framework taking into account both increases in desired outputs and decreases in undesired outputs. We usually use *GTFP* as an indicator to measure and evaluate the quality of growth of an economy.

Based on the above background, in order to better propose countermeasures to promote high-quality economic development, this article estimates the level of green finance and digital economy by constructing a multidimensional indicator system and verifies the effects of green finance and digital economy on *GTFP* and its decomposition term using multiple regressions in a unified framework. We also use a threshold model to analyze the intensity of the impact of green finance and the digital economy on *GTFP*. This article first compares the existing relevant studies and then introduces the selection of variables and the setting of the model. Second, this article discusses the main sources driving *GTFP* by analyzing its decomposition term. On this basis, this article conducts an

empirical analysis of green finance and digital economy acting on *GTFP*, its decomposition term separately, and green finance and digital economy acting on *GTFP*, and its decomposition term together. We discuss in depth the influence mechanism in the process of green finance and the digital economy affecting *GTFP*. After that, the threshold effects on the roles of green finance and digital economy in the decomposition term efficiency progress of *GTFP* are further investigated and discussed. Finally, the conclusions of this study are drawn, thus providing a theoretical basis for relevant policy formulation. The main conclusions provide not only new ideas for developing green finance, promoting the construction of the digital economy and enhancing *GTFP*, but also provide important references in the implementation of green development concepts for local governments.

2. Literature Review

Green finance, as a link between the financial and green industries, completes the measures to upgrade the industrial structure by means of financial support for the green industry to continuously improve technological innovation, in line with the law of energy development, transforming energy use from fossil to clean energy, optimizing fossil energy, strengthening the global energy transition, and promoting green development [21]. Green finance is a new financial innovation that combines the concept of finance with the green industry, which introduces financial market volatility and geopolitical uncertainty, but is generally beneficial to the development of green finance and the green industry [22]. At the same time, the dual strategic transformation underscores the undisputed complementary relationship between green finance and digital transformation [23]. Additionally, the digital economy has promoted the development of the green economy well due to its resource allocation optimization and technological innovation-driven industrial structure upgrading. Therefore, it is necessary to study the impact of green finance and the digital economy on the green economy in depth. A review of the available research results shows the following main aspects:

(1) Research related to green finance and green economy.

Green finance is mainly through the guidance of financial institutions to make them invest in green projects that can bring energy saving and environmental protection to improve *GTFP*, as well as through social supervision to restrict the financial channels of high-polluting enterprises to either promote their transformation or green technology research and development, thus promoting *GTFP*. On the one hand, as the original energy-intensive production method is transformed into a green and environment-friendly production method, which has a very high cost, this requires green finance to provide financial support for green industries to optimize capital allocation [24–26]. In order to obtain more support from green loans, enterprises are more willing to take the initiative of carrying out the research and development of green technology and improve their own productivity. The incentivizing effect of green finance on enterprise technological innovation has well-promoted the development of *GTFP* [27–29]. By supporting green projects, green finance has greatly promoted environmental protection and played an important role in promoting China's high-quality economic development [30]. On the other hand, green finance is a special fund used to promote green development projects. After assessing green finance projects and approving them for financial support from green financial services, enterprises that want to develop green projects have the obligation and responsibility to fulfill corresponding social and environmental protections. At this time, their production and operation behaviors need to be supervised by relevant supervision departments, and the funds they obtain through green finance channels need to be used in green-related industries, thus improving *GTFP* [31]. The impact of green finance on *GTFP* tends to show different effects in stages [32]. In the short term, the transformation of highly polluting industries and the establishment of new green industries often require large amounts of financial support. The long transformation cycle of highly polluting

industries and the establishment of new green industries leads to high input and low output of green financial inputs, which will reduce *GTFP*, while in the later stage, the transformation of highly polluting industries and the establishment of new green industries bring output returns, which will increase *GTFP*. Therefore, green finance and *GTFP* often show a U-shaped fitting curve [33]. Secondly, due to its unique loan conditions, green finance will have a corresponding loan threshold when providing services to enterprises. After receiving the loan, enterprises will also be supervised by regulatory authorities to monitor whether the enterprise loan is used for green projects, so there is often a threshold effect in the process of promoting *GTFP* in green finance [34–36]. In order to obtain capital loans, enterprises need to purchase equipment and upgrade corresponding green technologies to meet the requirements of green development, which will increase the cost burden on enterprises in the short term [37]. As enterprises continue to expand their business, improve their production efficiency level, and meet the requirements of green development, they are able to obtain more financial support, be regulated by the corresponding regulatory authorities, pay more and more attention to green development, actively carry out green production, improve production efficiency, and thus increase the total green factor [38].

(2) Research related to digital and green economies.

As an emerging economy, the digital economy has a significant impact on the new information industry revolution, so the development of the digital economy puts forward new requirements for the policy system in the industrial economy era. On the one hand, the digital economy improves the efficiency of resource allocation through digital technologies, and this more efficient way of production contributes to *GTFP* [39,40]. It has been shown in the literature that the digital economy contributes to *GTFP* mainly through green technological change [41]. At the same time, the digital economy itself relies on network infrastructure and information tools, such as smart machines, which break the limitations of time and space through information technology and internet mode, giving human beings the ability to process big data and continuously disseminate a large amount of information. The development of this ability relies on continuous technological innovation and research and development, so there are financial thresholds as well as technical thresholds in the digital economy for *GTFP* development [42–44]. On the other hand, the digital economy can be deeply integrated into all walks of life by upgrading and positively impacting the transformation of the industrial structure [45,46]. In addition, the upgrading of the industrial structure has a significant impact on the improvement of *GTFP* [47,48]. As the development of China's digital economy continues to promote China's economy in a more equitable and efficient direction, the combination of traditional production industries and the digital economy tends to promote the flow of production factors from the primary industry to the secondary and tertiary industries, and the continuous optimization of resource allocation to more efficient sectors, effectively improving the degree of dependence of economic development on energy resources and promoting the transformation and upgrading of industrial structure to digitalization, rationalization, and greening [49,50]. Other literature has empirically tested the impact of the digital economy on *GTFP* at the provincial or city level, affirming a positive and significant impact of the digital economy on *GTFP*, but often with regional heterogeneity [51–54].

In summary, it can be seen that, although there have been rich discussions in the academic community about the impact of the digital economy and green finance on total factor productivity, the discussion on how to promote *GTFP* and the impact of the digital economy and green finance on *GTFP* in the context of new development concepts and digital economy is still insufficient, mainly in the following aspects. First, very little of the literature analyzes the impact of the digital economy and green finance on *GTFP* within the same framework and also ignores the specific sources of total factor

productivity gains. Second, few studies have examined the mechanisms at play in the process of green finance and the digital economy affecting *GTFP*. Finally, the established literature is more concerned with analyzing the direct effects of green finance and the digital economy on the impact of *GTFP*, and is less concerned with the impacts of both technological progress and efficiency improvement.

3. Methods

3.1. Data Sources

The starting point of the study chosen for this paper is 2006, and the endpoint is 2019. The initial data of each indicator are mainly obtained from the statistical yearbooks of all Chinese provinces, China Statistical Yearbook, China Science and Technology Statistical Yearbook, China Energy Statistical Yearbook, CSMAR and CCER databases, China Foreign Direct Investment Statistical Bulletin, China Insurance Yearbook and China Industrial Statistical Yearbook, etc. Some of the missing data are filled in by linear interpolation. In addition, in the selection of inter-provincial samples, due to the problem of more missing data and inconsistent data caliber, this paper selected 30 provinces and cities, except for Tibet, Hong Kong, Macao and Taiwan, as the research subjects.

3.2. Indicator Setting

1. The explanatory variable, Green Total Factor Productivity (*GTFP*). Since Data Envelopment Analysis (DEA) has the advantage of not requiring functional assumptions, and the non-angle and non-radial distance of the Malmquist index (*ML*) can treat pollution emissions as a non-desired output and solve the problem of radial distance function, it can achieve a decrease in non-desired output and an increase in desired output at the same time. This paper draws on the measure of Chung [55] to measure the *GTFP* index using the DEA-SBM non-angle, non-radial distance Malmquist index. The input indicators in this paper include labor, capital, and energy, using the total number of employees at the end of the year to measure labor and capital input: $K_{i,t} = K_{i,t-1}(1 - \delta_{i,t}) + I_{i,t}$, where, K denotes physical capital stock, δ denotes depreciation rate (the value of δ was taken as $\delta = 9.6\%$ by referring to Zhang [56]) and I denotes real fixed-asset investment in each province. Energy inputs are measured using society-wide electricity consumption, and desired output indicators are measured using the gross product. The entropy value method is applied to collate industrial wastewater emissions, industrial SO₂ emissions, and industrial smoke (dust) emissions into a comprehensive index of environmental pollution to measure non-desired output indicators. The *ML* index can be further decomposed into technical efficiency change (*EC*) and technical progress change (*TC*). The specific expressions are as follows,

$$ML_t^{t+1} = EC \times TC \tag{1}$$

$$EC_t^{t+1} = \frac{1 + \vec{D}_0^t(\chi^t, y^t, b^t; y^t, -b^t)}{1 + \vec{D}_0^{t+1}(\chi^{t+1}, y^{t+1}, b^{t+1}; y^{t+1}, -b^{t+1})} \tag{2}$$

$$TC_t^{t+1} = \left\{ \frac{[1 + \vec{D}_0^t(\chi^{t+1}, y^{t+1}, b^{t+1}; y^{t+1}, -b^{t+1})]}{[1 + \vec{D}_0^t(\chi^t, y^t, b^t; y^t, -b^t)]} \times \frac{[1 + \vec{D}_0^{t+1}(\chi^{t+1}, y^{t+1}, b^{t+1}; y^{t+1}, -b^{t+1})]}{[1 + \vec{D}_0^{t+1}(\chi^t, y^t, b^t; y^t, -b^t)]} \right\}^{\frac{1}{2}} \tag{3}$$

where *EC* means that a change in pure technical efficiency and a change in the efficiency of the scale of production causes a change in the internal efficiency of the producer, and the increase in industrial output resulting from this change is called a change in technical efficiency. *TC* means a change in industrial output caused by pure technological progress. The *ML* index is multiplied cumulatively to obtain the final *GTFP*.

2. Green Finance Index (*GF*). Some scholars have used green corporate bank loans, green credit share, green investment level, and green credit policy dummy variables as proxy variables for green finance. For the sake of comprehensiveness, this paper calculates provincial green finance development indicators using the composite index method based on data from 30 Chinese provinces and cities from 2006–2019. According to the definition of green finance, it mainly integrates four aspects: green credit, green investment, green insurance, and government support, among which green credit is the most important part of green finance, while other green financial products have gradually diversified in recent years, so green credit cannot be taken as the only indicator to measure the level of green finance. Referring to LY He's [57] research ideas, while considering the validity and availability of data, the entropy value method is used to calculate the level of green finance in each province. The index system was constructed as shown in Table 1.

Table 1. Green Finance Index.

Tier 1 Indicators	Characterization Indicators	Indicator Description
Green credit	Percentage of interest expenses in high-energy-consuming industries	Six high-energy-consuming industrial industries' interest expenses/total industrial interest expenses
Green investment	Investment in environmental pollution control as a percentage of GDP	Environmental pollution control investment/GDP
Green insurance	Agricultural insurance depth	Agricultural insurance income/total agricultural output
Government support	Percentage of financial expenditure on environmental protection	Financial expenditure on environmental protection/financial general budget expenditure

3. The Digital Economy (*DE*). The concept of the digital economy in economics refers to the use of big data, the rapid integration, optimization and regeneration of resources to achieve the optimal allocation of resources to achieve high-quality economic development from all digital integration of resources can be considered the digital economy, generally speaking. The digital economy is a major economic form after the development of agricultural and industrial economies. With modern information networks as the main carrier and data resources as the key element, it promotes the integration and application of modern information technology, facilitates modern digital transformation, changes people's current life, production and governance, and is a new economic form that is more equitable and efficient. At present, the academic community continues to dig deeper into the digital economy as well as supplement and improve the evaluation system of digital economy indicators, mainly combined with infrastructure construction, internet level, and a series of elements to measure, compared with the previous single way of measurement methods, its measurement methods and levels continue to expand and deepen on the original basis but has not yet reached a unified standard. Nowadays, it can be determined that the core of the digital economy is digital resources, through modern information technology applications to provide consumers with convenient and fast services and products so that digital transactions become an emerging economic form of producers and consumers trading ties. Based on the existing literature and considering the availability and completeness of data, this paper constructs a measurement system containing four primary indicators and 27 secondary indicators, covering various elements such as digital infrastructure, digital penetration rate, digital technology talent benefits, and digital research.

The data were mainly obtained from the China Statistical Yearbook, the Electronic Information Industry Statistical Bulletin and the provincial statistical yearbooks. Based on the construction of the index system, the KMO and the Bartlett test were conducted, and it was found that the KMO = 0.863 and the Bartlett test results proved that there were significant differences among the indicators. Principal component analysis can be used for dimensionality reduction. The construction of the index system is shown in Table 2.

Table 2. Digital Economy Development Index.

Tier 1 Indicators	Secondary Indicators
Digital infrastructure	Long-distance cable density; Mobile phone switch capacity per capita; Number of internet ports per capita
Digital penetration rate	Internet penetration; Cell phone penetration; Number of websites per capita Number of websites owned by unit companies; Express business volume per capita
Digital technology talent benefits	Information transmission; Software and electronic technology service industry employees The proportion of employees in information transmission, software, and electronic technology services The number of legal entities in the information transmission, software, and electronic technology services industry Software business revenue; The number of resident populations at the end of the year Software business revenue per capita; Software business revenue as a percentage of GDP Total telecommunication services; Total telecom services per capita; Total telecom business as a proportion of GDP Electronic information manufacturing industry's main business income actual value Actual value of main business income of electronic information manufacturing industry per capita Electronic information manufacturing industry's main business income as a proportion of GDP
Digital re-search	Human capital; Education level; Education Funding; Education level Number of patent applications; Number of patent applications per capita

4. Other variables. With reference to existing studies, the following control variables are selected in this paper: The level of openness to foreign investment (*OPEN*) is expressed as the share of total foreign direct investment in real terms in local GDP; The level of industrial structure (*OIS*) is expressed as the share of secondary industry output in local GDP; The level of urbanization (*URB*) is expressed as the share of the urban resident population within the resident population; Research, development, and investment (*RD*) is expressed as the number of local patents; Finally, the level of government spending (*GOV*) is expressed as a share of government fiscal spending in regional GDP. The above data are from the "China Statistical Yearbook," "China Environmental Statistical Yearbook," and the provincial statistical yearbooks.

3.3. Model Construction

In order to test the relationship between green finance, digital economy and *GTFP*, as well as the relationship between green finance, digital economy and the decomposition term of *GTFP*, and to deeply investigate the path of action on *GTFP*, Equations (4)–(6) are constructed in this paper.

$$GTFP_{it} = \alpha_0 + \alpha_1 GF_{it} + \alpha_2 DE_{it} + \alpha_i Controls_{it} + \lambda_i + \mu_{it} + \varepsilon_{it} \quad (4)$$

$$TC_{it} = \beta_0 + \beta_1 GF_{it} + \beta_2 DE_{it} + \beta_i Controls_{it} + \lambda_i + \mu_{it} + \varepsilon_{it} \quad (5)$$

$$EC_{it} = \gamma_0 + \gamma_1 GF_{it} + \gamma_2 DE_{it} + \gamma_i Controls_{it} + \lambda_i + \mu_{it} + \varepsilon_{it} \quad (6)$$

where $GTFP_{it}$ denotes *GTFP* in province, *i*, in year, *t*, GF_{it} is a measure of green finance, DE_{it} is the digital economy, and $Controls_{it}$ represent control variables.

TC_{it} represents technological progress, EC_{it} represents efficiency progress, λ_i denotes time-fixed effects, μ_{it} denotes individual-fixed effects, and ε_{it} is a random error term.

In order to clarify the mechanism of the interaction term between green finance and digital economy on *GTFP* and the effect of the interaction term between green finance and digital economy on the decomposition term of *GTFP*, the cross-product term

$GF_{it} \times DE_{it}$ is introduced in the model to test the role played by the interaction term between green finance and digital economy in *GTFP*. The models constructed in this paper are Equations (7)–(9).

$$GTFP_{it} = \alpha_0 + \alpha_1 GF_{it} + \alpha_2 DE_{it} + \alpha_3 GF_{it} \times DE_{it} + \alpha_i Controls_{it} + \lambda_i + \mu_{it} + \varepsilon_{it} \quad (7)$$

$$TC_{it} = \beta_0 + \beta_1 GF_{it} + \beta_2 DE_{it} + \beta_3 GF_{it} \times DE_{it} + \beta_i Controls_{it} + \lambda_i + \mu_{it} + \varepsilon_{it} \quad (8)$$

$$EC_{it} = \gamma_0 + \gamma_1 GF_{it} + \gamma_2 DE_{it} + \gamma_3 GF_{it} \times DE_{it} + \gamma_i Controls_{it} + \lambda_i + \mu_{it} + \varepsilon_{it} \quad (9)$$

where $GF_{it} \times DE_{it}$ represents the cross-product term of green finance and digital economy. Finally, we verified whether the coefficient α_3 in Equation (7), the coefficient β_3 in Equation (8), and the coefficient γ_3 in Equation (9) are significant.

4. Results

4.1. Descriptive Statistics and Correlation Analyses

The descriptive statistics of all analyses are listed in Table 3. The mean value of *GTFP* is 1.514, the maximum value is 4.979, and the minimum value is 0.608, which indicates a large difference in *GTFP* between regions. The minimum value of green finance development level is 0.050 and the maximum value is 0.0793. The minimum value of digital economy development level is 0.11 and the maximum value is 0.77. This indicates that the level of green finance development and the level of digital economy development in that there are also large differences between regions.

Table 3. Descriptive statistics.

VarName	Obs	Mean	SD	Min	Max
<i>GTFP</i>	420	1.514	0.573	0.6080	4.9789
<i>GF</i>	420	0.160	0.099	0.0500	0.7930
<i>DE</i>	420	0.260	0.108	0.1104	0.7695
<i>OIS</i>	420	45.494	8.537	16.2000	61.5000
<i>OPEN</i>	420	0.022	0.020	0.0001	0.1210
<i>URB</i>	420	0.546	0.136	0.2746	0.8960
<i>RD</i>	420	0.010	0.006	0.0000	0.0324
<i>GOV</i>	420	3721.738	2686.780	174.54	17,297.85

The development of *GTFP* with *EC* and *TC* in China from 2006–2019 is shown in Figure 1. As we can see in Figure 1a, the *GTFP* level increased significantly from 0.98 in 2006 to 2.45 in 2019. Comparing Figure 1b,c, it can be found that both technological progress and efficiency improvement have a significant increase from 2006–2019, but the increase in technological progress is closer to the *GTFP* improvement curve, which indicates that the green total factor improvement mainly comes from technological progress.

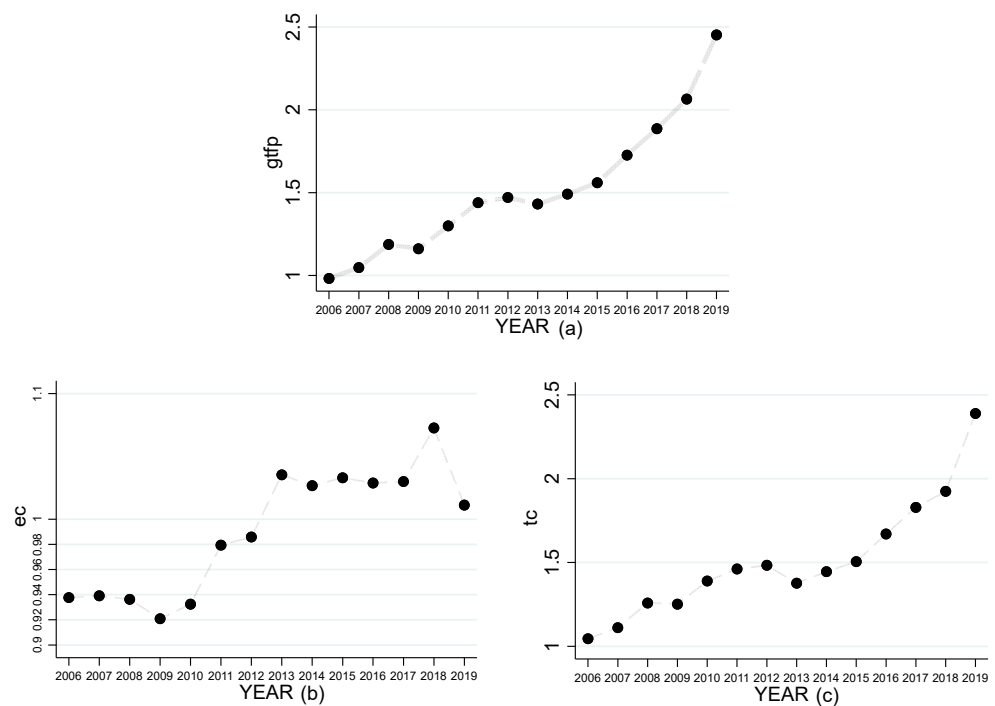


Figure 1. Technical efficiency change, Technical progress change and *GTFP* trend graphs. (a) indicates the trend of *GTFP*; (b) indicates the trend of technical efficiency change; (c) indicates the trend of technical progress change.

Green finance enables financial institutions to invest in green projects that can bring energy savings and environmental protection through the guidance of financial institutions. China’s economic transformation also promotes the concept of low carbon, energy saving, and environmental protection. For this reason, high-pollution enterprises face policy constraints as well as loan restrictions; Thus, they are more willing to comply with the concept of energy conservation and environmental protection through technological

innovation and industrial structure innovation, which is conducive to raising the level of *GTFP*. The fitted graph of green finance and *GTFP* is shown in Figure 2a, which shows that there is a positive correlation between green finance and *GTFP*.

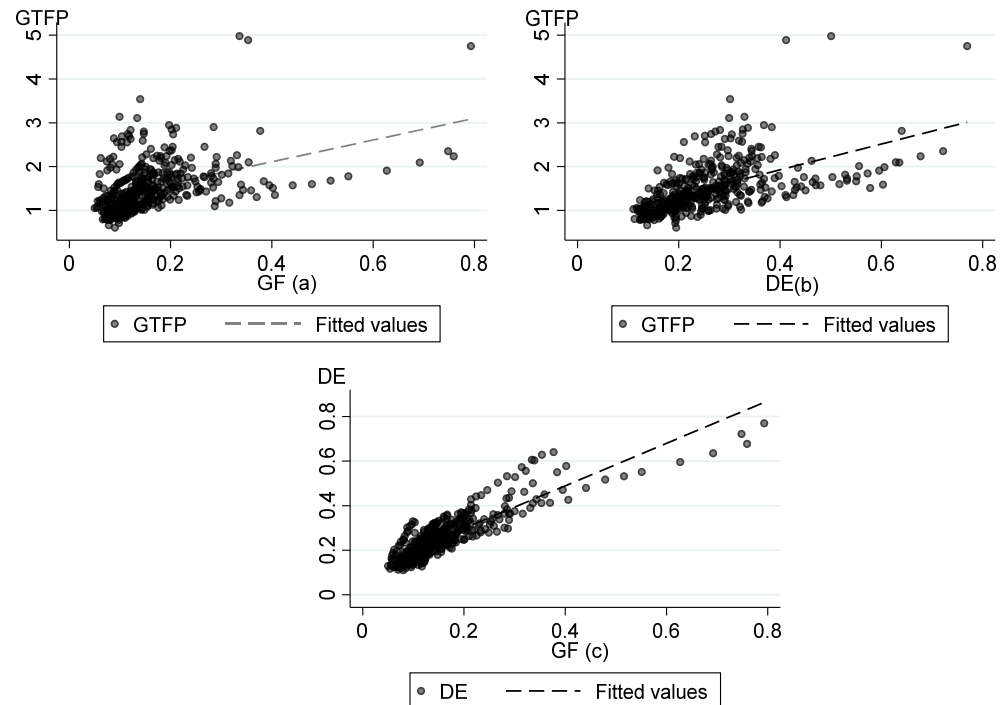


Figure 2. The relationship between *GF*, *DE*, and *GTFP*. (a) shows the relationship between *GF* and *GTFP*; (b) shows the relationship between *DE* and *GTFP*; (c) shows the relationship between *GF* and *DE*.

On the one hand, the development of the digital economy has freed the traditional economy from its heavy dependence on energy and the environment, as well as significantly reduced the excessive consumption of energy in the industrial economy model, improved the efficiency of factor utilization, and promoted green and high-quality development through energy conservation and emission reduction. On the other hand, the development of the digital economy has broken the geographical barriers and realized the cross-regional flow of talents, information, and technology, which is conducive to stimulating green technological innovation and improving *GTFP*. The fitted graph of the digital economy and *GTFP* is shown in Figure 2b, which shows that there is a positive correlation between the digital economy and *GTFP*.

The relationship between green finance and the digital economy is complementary. By combining with the high-energy digital economy industry, green finance can promote the related industries to continuously develop technology to reduce the energy consumption of the digital economy and help achieve low-carbon sustainable development. The digital economy, with its unique data and information technology, provides numerous benefits, such as a linked upstream and downstream platform for the green finance system, established information sharing and security mechanisms, greatly improved matching efficiency of investment and financing, the increased scale of green finance, and allows green finance to be well-integrated into the industry [10]. The fitted graph of green finance and the digital economy is shown in Figure 2c, which shows that there is a positive correlation between green finance and the digital economy.

Overall, green finance, the digital economy, and *GTFP* are generally on an upward trend. In terms of relationships, green finance–*GTFP*, digital economy–*GTFP*, and green finance–digital economy all have linear relationships.

This paper performs correlation test indicators, as shown in Table 4. The significant results between the independent and the dependent variables are extremely significant, which indicates that the independent variables selected in this paper are strongly correlated with the dependent variable. Secondly, the significance levels of the remaining variables have been tested, except for the level of foreign openness and the level of government expenditure, which are not significant.

Table 4. Correlation analyses.

	<i>GTFP</i>	<i>GF</i>	<i>DE</i>	<i>OIS</i>	<i>OPEN</i>	<i>URB</i>	<i>RD</i>	<i>GOV</i>
<i>GTFP</i>	1							
<i>GF</i>	0.430 ***	1						
<i>DE</i>	0.554 ***	0.877 ***	1					
<i>OIS</i>	0.224 ***	0.444 ***	0.415 ***	1				
<i>OPEN</i>	0.002	0.159 ***	0.012	0.080	1			
<i>URB</i>	0.375 ***	0.591 ***	0.574 ***	0.336 ***	0.320 ***	1		
<i>RD</i>	0.312 ***	0.432 ***	0.452 ***	0.150 ***	0.371 ***	0.649 ***	1	
<i>GOV</i>	−0.078	0.243 ***	0.244 ***	−0.037	0.304 ***	0.390 ***	0.320 ***	1

Note: *** means $p < 0.01$.

In this paper, LLC tests were conducted on the independent and dependent variables, the significance levels were passed, and the test results are shown in Table 5.

Table 5. LLC test results.

VarName	Statistic	<i>p</i> -Value
<i>GTFP</i>	−11.2467	0.0000
<i>GF</i>	−9.3897	0.0000
<i>DE</i>	−12.2336	0.0000

4.2. Regression Analysis Results of Green Finance, Digital Economy, and *GTFP*

Column (1) of Table 6 shows the test results of Equation (1). It can be seen that the coefficient 2.115 of *GF* is significantly positive at the 1% level, which indicates that the development of *GF* contributes to the growth of *GTFP*, as it increases by 2.115% for every 1% increase in the level of *GF*. The coefficient of 1.991 for *DE* is significantly positive at the 1% level, which indicates that the development of the digital economy also contributes to the growth of *GTFP*, as it increases by 1.991% for every 1% increase in the level of development of the digital economy. The rest of the variables are economic variables essential to the operation of the economy. The coefficient of *OIS* −0.008 is significant at the 5% level, which indicates that the higher the share of secondary industry structure, the higher the inhibitory effect on *GTFP*. The coefficient of *OPEN* −4.426 is significant at the 1% level, which indicates that foreign investment has a suppressive effect on *GTFP* to some extent. The coefficient of *URB* 3.125 is significantly positive at the 1% level, which indicates that as urbanization continues, it can also contribute to the growth of *GTFP*. The coefficient of *RD* −40.160 is significant at the 1% level, which indicates that R&D and input inhibit the development of *GTFP* to some extent, which is due to the fact that enterprises are more inclined to deepen R&D on existing technologies in the process as they expect to achieve higher energy use efficiency in order to achieve the

purpose of energy saving and environmental protection, rather than to develop new projects. This kind of R&D and input to improve energy efficiency rather than update to the green energy-saving industry as the purpose of R&D and investment, to a certain extent, caused the phenomenon of energy rebound, thus, it has a certain inhibitory effect on the growth of *GTFP*. Finally, *GOV* and *GTFP* are not significant at the level of significance.

Table 6. Multiple regression results.

	(1)	(2)	(3)	(4)	(5)	(6)
	<i>GTFP</i>	<i>TC</i>	<i>EC</i>	<i>GTFP</i>	<i>TC</i>	<i>EC</i>
<i>GF</i>	2.115 *** (3.25)	1.011 ** (2.29)	0.434 * (1.87)	1.885 (1.32)	-2.719 *** (-2.88)	2.687 *** (5.48)
<i>DE</i>	1.991 *** (3.14)	3.000 *** (6.97)	-0.416 * (-1.85)	1.930 *** (2.68)	2.005 *** (4.21)	0.184 (0.75)
<i>OIS</i>	-0.008 ** (-2.07)	-0.008 *** (-3.20)	0.001 (0.93)	-0.008 ** (-2.07)	-0.011 *** (-4.07)	0.003 * (1.92)
<i>OPEN</i>	-4.462 *** (-3.05)	-1.911 * (-1.93)	-0.256 (-0.49)	-4.536 *** (-2.98)	-3.099 *** (-3.08)	0.461 (0.88)
<i>URB</i>	3.125 *** (5.63)	1.398 *** (3.72)	1.156 *** (5.86)	3.214 *** (4.33)	2.841 *** (5.80)	0.284 (1.12)
<i>RD</i>	-40.160 *** (-4.96)	-36.677 *** (-6.68)	-0.966 (-0.34)	-39.665 *** (-4.64)	-28.658 *** (-5.07)	-5.808 ** (-1.98)
<i>GOV</i>	0.000 (0.11)	-0.000 (-0.24)	0.000 (0.42)	0.000 (0.11)	-0.000 (-0.21)	0.000 (0.40)
<i>GF × DE</i>				0.305 (0.18)	4.940 *** (4.45)	-2.982 *** (-5.16)
_cons	-0.192 (-0.62)	0.596 *** (2.86)	0.351 *** (3.21)	-0.200 (-0.64)	0.460 ** (2.24)	0.433 *** (4.05)
N	420	420	420	420	420	420
r2	0.672	0.762	0.186	0.672	0.774	0.239

Note 1: The t statistics are in parentheses; * means $p < 0.1$, ** means $p < 0.05$, and *** means $p < 0.01$.
 Note 2: Due to the length of this article, only the double regression results are shown here.

Columns (2) and (3) are the Equations (2) and (3) constructed from the decomposition terms *TC* and *EC* of *GTFP*. It can be found that *GF* is significantly positive in both Equations (2) and (3). While *DE* is significantly positive in Equation (2), the coefficient is -0.416 and also significant in Equation (3). This suggests that *GF* increased both *TC* and *EC*, and contributed to the growth of *GTFP* by the coupling of the two. Finally, *DE* only increased *TC* and did not contribute well to *EC*, but in general, it also contributed to the growth of *GTFP*.

When combining columns (1), (2) and (3), *GF* can increase the level of *GTFP*, and *DE* is able to improve *GTFP*. This is consistent with the findings of existing studies. However, the boost to *GTFP* comes mainly from *TC*.

Columns (4), (5), and (6) are the results after adding $GF \times DE$.

The results of $GF \times DE$ in column (4) are not significant, and the results of *GF* are not significant. Only the coefficient of *DE* 1.930 is significantly positive at the 1% level. This suggests that the combined effect of *GF* and *DE* does not contribute well to the improvement of *GTFP*.

Columns (5) and (6) are the Equations (5) and (6) constructed for the decomposition terms *TC* and *EC* of *GTFP*. The coefficients of *GF* are -2.719 , which is significant in Equation (5), and 2.867 , which is significantly positive in Equation (6). The coefficient of *DE* is 2.005 , which is significantly positive in Equation (5), but insignificant in Equation (6). The interaction of $GF \times DE$ have coefficients of 4.94 , which is significantly positive in Equation (5), and -2.982 , which is significant in Equation (6). This indicates that *GF* is able to produce significant positive effects when acting on *GTFP* as well as when *EC* acts on *GTFP*, but when *GF* is combined with *DE*, it has an inhibitory effect on *EC* during production. Since $GTFP = EC \times TC$, the joint effects of *GF* and *DE* shows a significant increase in *TC* but also a significant inhibition in *EC*; Thus, the joint effects of *GF* and *DE* do not significantly increase *GTFP*.

The combined columns (4), (5) and (6) show that *GF* and *DE* together have not been very good at significantly enhancing *GTFP*. Both of them were significantly positive when acting together on *TC*, but significantly negative when acting on *EC*. It is possible that *GF* and *DE* together did not achieve the expected results when acting on *EC* due to some limitation, which requires further analysis.

4.3. Threshold Effect

There is a complex relationship between *GF*, *DE*, and *GTFP*. On the one hand, *GF* helps *GTFP* by supporting green industries. On the other hand, *DE* is also able to improve *GTFP* by optimizing the allocation of resources. Although both of them can contribute to the improvement of *GTFP* in our country, they do not improve *GTFP* very well when there is a combined effect of the two. This “threshold effect” may exist in *GTFP* or in the decomposition of *GTFP*, *TC*, or *EC*, and it is because of this threshold effect that *GF* and *DE* together do not contribute well to the growth of *GTFP*. Based on this, this paper conducted threshold effect tests on *GTFP* and its decomposition terms *TC* and *EC* with *GF* and *DE* as threshold variables, respectively, and repeated the samples 300 times using the Bootstrap method. The results obtained are shown in Table 7.

Table 7. Threshold effect test.

Core Explanatory Variables	Threshold Variables	Explained Variables	Models	Fstat	Prob	Crit1	Crit5	Crit10
<i>DE</i>	<i>GF</i>	<i>GTFP</i>	Single threshold	7.83	0.6533	31.1242	22.7221	19.7758
		<i>TC</i>	Single threshold	11.03	0.6533	43.2799	27.9036	24.6994
		<i>EC</i>	Single threshold	15.22	0.3033	41.3621	30.4086	24.0252
<i>GF</i>	<i>DE</i>	<i>GTFP</i>	Single threshold	6.80	0.6467	37.3207	23.3565	19.7139
		<i>TC</i>	Single threshold	16.23	0.4300	40.7447	30.5658	25.9309
		<i>EC</i>	Single threshold	27.46	0.0367 **	31.8307	22.9264	19.6111
			Double threshold	16.21	0.1033	33.2990	21.249	18.7108

Note: ** means $p < 0.05$

As seen in row (1) of Table 7, the p -value of 0.6533 for the single threshold of GF to $GTFP$ did not pass the significance test, thus concluding that there is no single threshold of GF to $GTFP$.

As seen in row (2) of Table 7, the p -value of 0.6533 for the single threshold of GF to TC did not pass the significance test, thus concluding that there is no single threshold of GF to TC .

From row (3) of Table 6, it can be seen that the p -value of 0.3033 for the single threshold of GF to EC does not pass the significance test, thus concluding that there is no single threshold of GF to EC .

As can be seen from row (4) of Table 7, the p -value of 0.6467 for the single threshold of DE to green $GTFP$ did not pass the significance test, thus concluding that there is no single threshold for DE to $GTFP$.

From row (5) of Table 7, it can be seen that the p -value of 0.43 for the single threshold of DE to TC does not pass the significance test, thus concluding that there is no single threshold of DE to TC .

From row (6) of Table 7, it can be seen that the p -value of the single threshold of the decomposition term EC for DE on $GTFP$ is 0.0367, which indicates that there is a threshold effect of DE on EC at the 5% significance level, while the p -value of the double threshold is 0.1033, which fails the test of a double threshold. Thus, there is a single threshold effect of DE on EC with a threshold value of 0.2020, and a single threshold effect is chosen. To verify the accuracy of the threshold estimates, Figure 3 gives the relationship between the threshold estimates and the likelihood ratio statistic, from which it can be seen that the threshold estimate of DE and EC is 0.2020 with a confidence interval of [0.1981, 0.2025], where the value of the likelihood ratio statistic is less than the critical value at the 5% level. Thus, the threshold effect estimate is considered to be true.

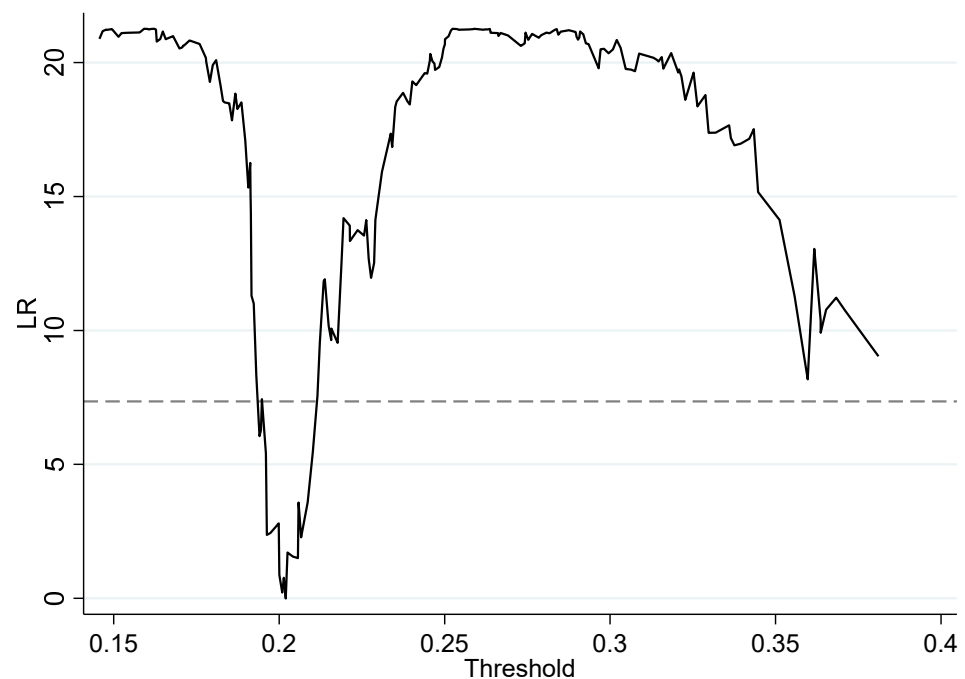


Figure 3. Threshold estimates and confidence intervals.

Based on the threshold test, we need to estimate the threshold model of DE on EC further, as shown in Table 8.

Table 8. Results of DE regression estimation on EC panel threshold model.

Variable Name	Coefficient	t	$p > t $	[95% Conf. interval]
<i>GF</i> $EC < 0.2020$	0.6178002	1.65	0.100 *	−0.11998 1.35558
<i>GF</i> $EC > 0.2020$	−0.6190305	−3.17	0.002 ***	−1.00325 −0.23481
<i>OIS</i>	0.0034252	2.73	0.007 ***	0.00010 0.00590
<i>OPEN</i>	0.0611079	0.12	0.902	−0.91623 1.03845
<i>URB</i>	0.813084	4.52	0.000 ***	0.45942 1.16675
<i>RD</i>	−3.97947	−1.44	0.150	−9.40768 1.44874
<i>GOV</i>	1.46×10^{-7}	0.06	0.953	-4.68×10^{-6} 4.97×10^{-6}

Note: The t statistics are in parentheses; * means $p < 0.1$ and *** means $p < 0.01$

As can be seen from Table 8, the coefficient of *GF* on *EC* is 0.6178 and significantly positive at the 10% level when the *DE* does not exceed 0.2020, which indicates that *GF* has a significant contribution to *EC* when the *DE* level does not exceed the threshold value of 0.2020. The coefficient of *GF* on *EC* is −0.6190 and significant at the 1% level when the *DE* level exceeds 0.2020, which indicates that *GF* has a significant inhibitory effect on *EC* when the *DE* level exceeds the threshold value of 0.2020. To sum up these results, *DE* has a threshold effect on *EC*. For less developed regions of digital economy, such as Guizhou, Yunnan, and Shanxi, we should improve the construction of digital economy infrastructure and promote the development of *DE*, while also promoting the development of *GF*, promoting the upgrading of *TC* and *EC*, and promoting the development of *GTFP*. For regions such as Beijing, Guangdong, Anhui, etc., the infrastructure construction of *DE* is nearly perfect, and there are already good results for enterprise efficiency improvement. The inflow of *GF* funds to enterprises does not achieve good results for enterprise efficiency improvement, at which time we should restrict the inflow of *GF* funds to the efficiency improvement aspect of enterprises and encourage the flow of *GF* funds to aspects of technological progress, such as the research and development of independent intellectual property rights and the introduction of advanced equipment, so as to promote the continuous progress of *GTFP* in China.

We show no significant change in the number of thresholds and threshold coefficients by replacing the control variables section, which indicates that the threshold regression results are robust.

5. Conclusions

This paper empirically examined the impact and mechanism of green finance and the digital economy on *GTFP*, based on relevant data from 30 provinces, municipalities, and autonomous regions in China from 2006–2019. It was found that green finance and the digital economy have a significantly positive effect on *GTFP*, but they did not have a good effect when they acted together with *GTFP*. Based on this, a panel threshold model was introduced to investigate why the joint effects of green finance and the digital economy did not have a good effect on *GTFP* in depth. This paper hopes to provide a research basis for studies in related fields and provide a reference for government policy formulation.

Our study finds that:

- (1) *GF* has a significant impact on green *GTFP*, with a coefficient of 3.25. Combined with existing studies, the mechanism is that green finance provides financial support to green industries, promotes the upgrading of industrial structure, fosters technological innovation, optimizes mineral resources for clean energy [58], and thus promotes *GTFP*. *DE* has a significant impact on *GTFP*, with a coefficient of 3.14. Combined with existing research, the mechanism is to optimize resource allocation

by means of digital technology and promote the transformation and upgrading of industrial structure to digitalization, rationalization and greening, thus promoting *GTFP*.

- (2) The coefficient of the effect of *GF* acting on the *GTFP* decomposition term, *TC*, was 2.29, which was significant at the 5% level. The coefficient of the effect of *GF* acting on the *GTFP* decomposition term, *EC*, was 1.87, which was significant at the 10% level. The coefficient of the effect of *DE* acting on the *GTFP* decomposition term, *TC*, was 6.07, which was significant at the 1% level. The coefficient of the effect of *DE* acting on the *GTFP* decomposition term, *EC*, was -1.85 , which was significant at the 10% level. Combining the available studies with this trend chart, *GF* mainly drives *GTFP* for the advancement of *TC*, and *DE* mainly drives *GTFP* for the advancement of *TC*.
- (3) When *GF* and *DE* acted together on *GTFP*, the effect was not significant. The “threshold effect” test reveals that there is a single threshold effect when *GF* and *DE* act together on *EC*. The threshold estimate is 0.2020, and the confidence interval is [0.1981, 0.2025], in which the likelihood ratio statistic is less than the critical value at the 5% level, and the threshold effect estimate is true. For regions with developed *DE*, the digital infrastructure is better built, and the productivity level of enterprises is relatively high when the *GF* funds acting on the *EC* side cannot produce good results. For the less developed areas of *DE*, the digital infrastructure construction has not yet reached a comprehensive level of perfection, and *GF* funds are able to flow into the enterprises to help improve the digital infrastructure construction, thus improving the level of enterprise productivity. At this time, *GF* funds can have a better impact on *EC*.

6. Policy Recommendations

Based on the above findings and analysis, this paper explores the following aspects of *GF* and *DE* to promote *GTFP* and makes the following recommendations:

- (1) Enhance the ability of green finance to drive green total factor productivity development.

In terms of green finance, financial institutions with green credit businesses should strengthen the support of green credit and establish a special green department to promote the development of green finance. Actively promote green investment business, accelerate the innovation of green financial products, expand green financial channels, encourage the participation of financial institutions and related enterprises, and disclose the development of green business. There should be the issuance of green credit guidelines and credit policies to provide credit support to green industries, such as photovoltaics, energy conservation, environmental protection, and new energy vehicles. The government should play an active role in forming an organic unity with green credit as the starting point and green investment and green insurance developing together to promote the progress of *GTFP* effectively.

- (2) Improve the construction of digital infrastructure.

In terms of the digital economy, first of all, the green value of the digital economy should be fully explored, cross-regional allocation of digital resources should be promoted, the rapid development of 5G projects should be accelerated, and the business environment in each region should be optimized. Secondly, digital economy empowerment relies on institutional innovation related to the development of the digital economy and the introduction and improvement of laws and regulations, such as the Personal Information Protection Law and the Data Security Law, should be completed as soon as possible to explore the protection of intellectual property rights and personal privacy data security in the digital economy, as well as broaden the space for the development and the promotion of the quality of the digital

economy. Finally, it is necessary to strengthen the construction of digital talents, and relevant universities and research institutes should open digital economy majors as soon as possible to enhance the effectiveness of training-related talents, which will promote the high-quality development of the digital economy.

- (3) Pay attention to the driving effect of technological progress on green total factor productivity.

Technological progress is the main driving force for green total factor productivity improvement. Therefore, policymakers need to improve laws and regulations on the protection of independent intellectual property rights research and development to ensure that new technologies developed to promote green development are protected by law and to encourage enterprises to actively apply technologies related to green development in their business operations. In addition, the funds financed by enterprises through green finance channels should be supervised accordingly to ensure that these funds are applied to green production and operation projects of enterprises, which effectively promote the technological progress of enterprises and thus promote the development of *GTFP*.

- (4) Implement differentiated green financial policies.

Focus on the “threshold effect” in the development of green finance and digital economy, and implement differentiated green finance policies according to local conditions and scientific guidance. For the less developed areas of China’s digital economy, policymakers should promote the development of green finance and the digital economy to promote *GTFP* development levels by driving technological progress and enterprise efficiency improvements. For the developed regions of China’s digital economy, policymakers should restrict the flow of green financial funds to the improvement of enterprise efficiency, avoid the blind flow of funds and disorderly development, and actively guide the flow of green financial funds to the research and development of independent intellectual property rights, the introduction of advanced equipment, industrial structure upgrading and other technological progress, so as to promote the green development of China’s economy.

Author Contributions: Conceptualization, J.G.; methodology, K.Z.; software, J.G.; validation, K.Z.; formal analysis, J.G.; investigation, K.Z.; resources, K.L.; data curation, K.Z.; writing—original draft preparation, K.Z.; writing—review and editing, J.G.; visualization, K.L.; supervision, J.G.; project administration, J.G.; funding acquisition, J.G. All authors have read and agreed to the published version of the manuscript.

Funding: This research was funded by Shaanxi San Qin Scholarship Research Funding, Joint Program on Innovation Technology Research along Belt and Road, and the establishment of a research project on computational finance and risk management by the University of Reading (UK), and Xi’an University of Posts and Telecommunications (China).

Institutional Review Board Statement: Not applicable.

Informed Consent Statement: Not applicable.

Data Availability Statement: Not applicable.

Conflicts of Interest: The authors declare no conflict of interest.

References

1. Zhou, W.J.; Chen, L.; Feng, L.L. Effectiveness evaluation on third-party governance model for environmental pollution in China. *Environ. Sci. Pollut. Res.* **2019**, *26*, 17305–17320.
2. Hao, Y.; Gao, S.; Guo, Y.X.; Gai, Z.Q.; Wu, H.T. Measuring the nexus between economic development and environmental quality based on environmental Kuznets curve: A comparative study between China and Germany for the period of 2000–2017. *Environ. Dev. Sustain.* **2021**, *23*, 16848–16873.
3. Zhang, M.L.; Li, B.Z. How to design regional characteristics to improve green economic efficiency: A fuzzy-set qualitative comparative analysis approach. *Environ. Sci. Pollut. Res.* **2022**, *29*, 6125–6139.

4. Kang, D.; Zhai, X.; Chen, F.; Wang, W.; Lu, J. How to promote the development of a green economy: Talent or technology?—Evidence from China's high-speed rail. *Front. Psychol.* **2022**, *13*, 953506.
5. Rong, B.; Chu, C.J.; Zhang, Z.; Li, Y.T.; Yang, S.H.; Wang, Q. Assessing the Coordinate Development Between Economy and Ecological Environment in China's 30 Provinces from 2013 to 2019. *Environ. Model. Assess.* **2022**. <http://dx.doi.org/10.1007/s10666-022-09855-0>.
6. Liu, T.; Li, Y. Green development of China's Pan-Pearl River Delta mega-urban agglomeration. *Sci. Rep.* **2021**, *11*, 15717.
7. Shapiro, J.S.; Walker, R. Why Is Pollution from US Manufacturing Declining? The Roles of Environmental Regulation, Productivity, and Trade. *Am. Econ. Rev.* **2018**, *108*, 3814–3854.
8. Ren, Y.J. Research on the green total factor productivity and its influencing factors based on system GMM model. *J. Ambient Intell. Humaniz. Comput.* **2020**, *11*, 3497–3508.
9. Wang, N.; Xu, C.Y.; Kong, F.B. Value Realization and Optimization Path of Forest Ecological Products—Case Study from Zhejiang Province, China. *Int. J. Environ. Res. Public Health* **2022**, *19*, 7538.
10. Tian, X.Y.; Zhang, Y.X.; Qu, G.H. The Impact of Digital Economy on the Efficiency of Green Financial Investment in China's Provinces. *Int. J. Environ. Res. Public Health* **2022**, *19*, 8884.
11. He, F.; Wang, M.; Zhou, P. Evaluation of market risk and resource allocation ability of green credit business by deep learning under internet of things. *PLoS ONE* **2022**, *17*, e0266674.
12. Gong, C.; Wan, Y.Z. A Study of Fiscal Expenditure Structure and Green Economic Growth Effects: A Sample from Asian Economies. *J. Environ. Public Health* **2022**, *2022*, 2180532.
13. Wang, R.; Wang, F.Y. Exploring the Role of Green Finance and Energy Development towards High-Quality Economic Development: Application of Spatial Durbin Model and Intermediary Effect Model. *Int. J. Environ. Res. Public Health* **2022**, *19*, 8875.
14. Li, C.G.; Fan, X.B.; Hu, Y.X.; Yan, Y.; Shang, G.F.; Chen, Y.Z. Spatial spillover effect of green finance on economic development, environmental pollution, and clean energy production across China. *Environ. Sci. Pollut. Res.* **2022**. <http://dx.doi.org/10.1007/s11356-022-21782-x>.
15. Dong, H.Y.; Xu, G.Y.; Rehman, H.U. The spatial panel econometric diagnosis of the influence of green finance on Chinese economic ecologization. *Environ. Sci. Pollut. Res.* **2022**. <http://dx.doi.org/10.1007/s11356-022-23228-w>.
16. Zhang, W.; Zhao, S.Q.; Wan, X.Y.; Yao, Y. Study on the effect of digital economy on high-quality economic development in China. *PLoS ONE* **2021**, *16*, e0257365.
17. Zhao, M.; Liu, R.; Dai, D.B. Synergistic Effect between China's Digital Transformation and Economic Development: A Study Based on Sustainable Development. *Sustainability* **2021**, *13*, 13773.
18. Jiao, S.T.; Sun, Q.B. Digital Economic Development and Its Impact on Economic Growth in China: Research Based on the Perspective of Sustainability. *Sustainability* **2021**, *13*, 10245.
19. Iqbal, S.; Taghizadeh-Hesary, F.; Mohsin, M.; Iqbal, W. Assessing the Role of the Green Finance Index in Environmental Pollution Reduction. *Estud. Econ. Appl.* **2021**, *39*. <http://dx.doi.org/10.25115/eea.v39i3.4140>.
20. Liu, C.; Xiong, M.X. Green finance reform and corporate innovation: Evidence from China. *Financ. Res. Lett.* **2022**, *48*, 102993.
21. Islam, M.M.; Sohag, K.; Hammoudeh, S.; Mariev, O.; Samargandi, N. Minerals import demands and clean energy transitions: A disaggregated analysis. *Energy Econ.* **2022**, *113*, 106205.
22. Sohag, K.; Hammoudeh, S.; Elsayed, A.H.; Mariev, O.; Safonova, Y. Do geopolitical events transmit opportunity or threat to green markets? Decomposed measures of geopolitical risks. *Energy Econ.* **2022**, *111*, 106068.
23. Husain, S.; Sohag, K.; Wu, Y. The response of green energy and technology investment to climate policy uncertainty: An application of twin transitions strategy. *Technol. Soc.* **2022**, *71*, 102132.
24. Feng, Y.C.; Liang, Z. How does green credit policy affect total factor productivity of the manufacturing firms in China? The mediating role of debt financing and the moderating role of environmental regulation. *Environ. Sci. Pollut. Res.* **2022**, *29*, 31235–31251.
25. Zhang, K.; Zhou, X.M. Is Promoting Green Finance in Line with the Long-Term Market Mechanism? The Perspective of Chinese Commercial Banks. *Mathematics* **2022**, *10*, 1374.
26. Wang, Y.L.; Lei, X.D.; Long, R.Y.; Zhao, J.J. Green Credit, Financial Constraint, and Capital Investment: Evidence from China's Energy-intensive Enterprises. *Environ. Manag.* **2020**, *66*, 1059–1071.
27. Li, W.Q.; Fan, J.J.; Zhao, J.W. Has green finance facilitated China's low-carbon economic transition? *Environ. Sci. Pollut. Res.* **2022**, *29*, 57502–57515.
28. Chen, X.; Chen, Z.G. Can Green Finance Development Reduce Carbon Emissions? Empirical Evidence from 30 Chinese Provinces. *Sustainability* **2021**, *13*, 12137.
29. Zhang, H.F.; Wang, Y.X.; Li, R.; Si, H.Y.; Liu, W. Can green finance promote urban green development? Evidence from green finance reform and innovation pilot zone in China. *Environ. Sci. Pollut. Res.* **2022**. <http://dx.doi.org/10.1007/s11356-022-22886-0>.
30. Zhou, X.G.; Tang, X.M.; Zhang, R. Impact of green finance on economic development and environmental quality: A study based on provincial panel data from China. *Environ. Sci. Pollut. Res.* **2020**, *27*, 19915–19932.
31. Liu, Y.H.; Lei, J.; Zhang, Y.H. A Study on the Sustainable Relationship among the Green Finance, Environment Regulation and Green-Total-Factor Productivity in China. *Sustainability* **2021**, *13*, 11926.
32. Hu, Q.Q.; Li, X.; Feng, Y.H. Do Green Credit Affect Green Total Factor Productivity? Empirical Evidence from China. *Front. Energy Res.* **2022**, *9*, 821242.

33. Lei, X.D.; Wang, Y.L.; Zhao, D.X.; Chen, Q. The local-neighborhood effect of green credit on green economy: A spatial econometric investigation. *Environ. Sci. Pollut. Res.* **2021**, *28*, 65776–65790.
34. Chen, S.L.; Huang, Z.H.; Drakeford, B.M.; Failler, P. Lending Interest Rate, Loaning Scale, and Government Subsidy Scale in Green Innovation. *Energies* **2019**, *12*, 4431.
35. Lai, Z.X.; Lou, G.X.; Zhang, T.T.; Fan, T.J. Financing and coordination strategies for a manufacturer with limited operating and green innovation capital: Bank credit financing versus supplier green investment. *Ann. Oper. Res.* **2021**. <http://dx.doi.org/10.1007/s10479-021-04098-w>.
36. Zhang, J.J.; Li, F.Q.; Ding, X.H. Will green finance promote green development: Based on the threshold effect of R&D investment. *Environ. Sci. Pollut. Res.* **2022**, *29*, 60232–60243.
37. Zhang, Z.F.; Duan, H.Y.; Shan, S.S.; Liu, Q.Z.; Geng, W.H. The Impact of Green Credit on the Green Innovation Level of Heavy-Polluting Enterprises—Evidence from China. *Int. J. Environ. Res. Public Health* **2022**, *19*, 650.
38. Hou, Y.J.; Fang, Z. Unleashing the mechanism between small and medium enterprises, and green financing in China: A pathway toward environmental sustainability and green economic recovery. *Environ. Sci. Pollut. Res.* **2022**. <http://dx.doi.org/10.1007/s11356-022-21448-8>.
39. Chen, P.Y. Relationship between the digital economy, resource allocation and corporate carbon emission intensity: New evidence from listed Chinese companies. *Environ. Res. Commun.* **2022**, *4*, 075005.
40. Ding, C.H.; Liu, C.; Zheng, C.Y.; Li, F. Digital Economy, Technological Innovation and High-Quality Economic Development: Based on Spatial Effect and Mediation Effect. *Sustainability* **2022**, *14*, 216.
41. Hu, X.Y.; Guo, P.F. A spatial effect study on digital economy affecting the green total factor productivity in the Yangtze River Economic Belt. *Environ. Sci. Pollut. Res.* **2022**. <http://dx.doi.org/10.1007/s11356-022-22168-9>.
42. Han, D.R.; Ding, Y.Y.; Shi, Z.Y.; He, Y. The impact of digital economy on total factor carbon productivity: The threshold effect of technology accumulation. *Environ. Sci. Pollut. Res.* **2022**, *29*, 55691–55706.
43. Meng, F.S.; Zhao, Y. How does digital economy affect green total factor productivity at the industry level in China: From a perspective of global value chain. *Environ. Sci. Pollut. Res.* **2022**, *29*, 79497–79515.
44. Jiang, Y.Y.; Deng, F. Multi-Dimensional Threshold Effects of the Digital Economy on Green Economic Growth?—New Evidence from China. *Sustainability* **2022**, *14*, 12888.
45. Su, J.Q.; Su, K.; Wang, S.B. Does the Digital Economy Promote Industrial Structural Upgrading?—A Test of Mediating Effects Based on Heterogeneous Technological Innovation. *Sustainability* **2021**, *13*, 10105.
46. Zhao, S.Q.; Peng, D.Y.; Wen, H.W.; Song, H.L. Does the Digital Economy Promote Upgrading the Industrial Structure of Chinese Cities? *Sustainability* **2022**, *14*, 10235.
47. Liu, Y.; Yang, Y.L.; Li, H.H.; Zhong, K.Y. Digital Economy Development, Industrial Structure Upgrading and Green Total Factor Productivity: Empirical Evidence from China's Cities. *Int. J. Environ. Res. Public Health* **2022**, *19*, 2414.
48. Lyu, Y.; Wang, W.; Wu, Y.; Zhang, J. How does digital economy affect green total factor productivity? Evidence from China. *Sci. Total Environ.* **2022**, *857 Pt 2*, 159428.
49. Kohli, R.; Melville, N.P. Digital innovation: A review and synthesis. *Inf. Syst. J.* **2019**, *29*, 200–223.
50. Zhang, W.; Zhou, H.; Chen, J.; Fan, Z. An Empirical Analysis of the Impact of Digital Economy on Manufacturing Green and Low-Carbon Transformation under the Dual-Carbon Background in China. *Int. J. Environ. Res. Public Health* **2022**, *19*, 13192.
51. Gu, B.; Liu, J.; Ji, Q. The effect of social sphere digitalization on green total factor productivity in China: Evidence from a dynamic spatial Durbin model. *J. Environ. Manag.* **2022**, *320*, 115946.
52. Wu, H.T.; Hao, Y.; Ren, S.Y.; Yang, X.D.; Xie, G. Does internet development improve green total factor energy efficiency? Evidence from China. *Energy Policy* **2021**, *153*, 112247.
53. Zhao, S.Q.; Peng, D.Y.; Wen, H.W.; Wu, Y.Z. Nonlinear and spatial spillover effects of the digital economy on green total factor energy efficiency: Evidence from 281 cities in China. *Environ. Sci. Pollut. Res.* **2022**. <http://dx.doi.org/10.1007/s11356-022-22694-6>.
54. Du, M.Y.; Hou, Y.F.; Zhou, Q.J.; Ren, S.Y. Going green in China: How does digital finance affect environmental pollution? Mechanism discussion and empirical test. *Environ. Sci. Pollut. Res.* **2022**. <http://dx.doi.org/10.1007/s11356-022-21909-0>.
55. Chung, Y.H.; Färe, R.; Grosskopf, S. Productivity and Undesirable Outputs: A Directional Distance Function Approach. *J. Environ. Manag.* **1997**, *51*, 229–240.
56. Jun, Z. Investment, investment efficiency, and economic growth in China. *J. Asian Econ.* **2003**, *14*, 713–734.
57. He, L.; Liu, R.; Zhong, Z.; Wang, D.; Xia, Y. Can green financial development promote renewable energy investment efficiency? A consideration of bank credit. *Renew. Energy* **2019**, *143*, 974–984.
58. Islam, M.M.; Sohag, K.; Alam, M.M. Mineral import demand and clean energy transitions in the top mineral-importing countries. *Resour. Policy* **2022**, *78*, 102893.