

*Atmospheric degradation of ecologically important biogenic volatiles: investigating the ozonolysis of (E)- $\beta$ -ocimene, isomers of  $\alpha$  and  $\beta$ -farnesene,  $\alpha$ -terpinene and 6-methyl-5-hepten-2-one, and their gas-phase products*

Article

Published Version

Creative Commons: Attribution 4.0 (CC-BY)

Open Access

Touhami, D., Mofikoya, A. O., Girling, R. D. ORCID: <https://orcid.org/0000-0001-8816-8075>, Langford, B., Misztal, P. K. and Pfrang, C. (2024) Atmospheric degradation of ecologically important biogenic volatiles: investigating the ozonolysis of (E)- $\beta$ -ocimene, isomers of  $\alpha$  and  $\beta$ -farnesene,  $\alpha$ -terpinene and 6-methyl-5-hepten-2-one, and their gas-phase products. *Journal of Chemical Ecology*. ISSN 1573-1561 doi: <https://doi.org/10.1007/s10886-023-01467-6> Available at <https://centaur.reading.ac.uk/114833/>

It is advisable to refer to the publisher's version if you intend to cite from the work. See [Guidance on citing](#).

To link to this article DOI: <http://dx.doi.org/10.1007/s10886-023-01467-6>

Publisher: Springer Verlag

All outputs in CentAUR are protected by Intellectual Property Rights law, including copyright law. Copyright and IPR is retained by the creators or other copyright holders. Terms and conditions for use of this material are defined in the [End User Agreement](#).

[www.reading.ac.uk/centaur](http://www.reading.ac.uk/centaur)

## **CentAUR**

Central Archive at the University of Reading

Reading's research outputs online



# Atmospheric Degradation of Ecologically Important Biogenic Volatiles: Investigating the Ozonolysis of (*E*)- $\beta$ -Ocimene, Isomers of $\alpha$ and $\beta$ -Farnesene, $\alpha$ -Terpinene and 6-Methyl-5-Hepten-2-One, and Their Gas-Phase Products

Dalila Touhami<sup>1</sup> · Adedayo O. Mofikoya<sup>2</sup> · Robbie D. Girling<sup>2,3</sup> · Ben Langford<sup>4</sup> · Pawel K. Misztal<sup>4,5</sup> · Christian Pfrang<sup>1,6</sup>

Received: 21 July 2023 / Revised: 18 November 2023 / Accepted: 22 December 2023  
© The Author(s) 2024

## Abstract

Biogenic volatile organic compounds (bVOCs), synthesised by plants, are important mediators of ecological interactions that can also undergo a series of reactions in the atmosphere. Ground-level ozone is a secondary pollutant generated through sunlight-driven reactions between nitrogen oxides (NO<sub>x</sub>) and VOCs. Its levels have increased since the industrial revolution and reactions involving ozone drive many chemical processes in the troposphere. While ozone precursors often originate in urban areas, winds may carry these hundreds of kilometres, causing ozone formation to also occur in less populated rural regions. Under elevated ozone conditions, ozonolysis of bVOCs can result in quantitative and qualitative changes in the gas phase, reducing the concentrations of certain bVOCs and resulting in the formation of other compounds. Such changes can result in disruption of bVOC-mediated behavioural or ecological interactions. Through a series of gas-phase experiments using Gas Chromatography Mass Spectrometry (GC-MS) and Proton Transfer Reaction Mass Spectrometry (PTR-MS), we investigated the products and their yields from the ozonolysis of a range of ubiquitous bVOCs, which were selected because of their importance in mediating ecological interactions such as pollinator and natural enemy attraction and plant-to-plant communication, namely: (*E*)- $\beta$ -ocimene, isomers of  $\alpha$  and  $\beta$ -farnesene,  $\alpha$ -terpinene and 6-methyl-5-hepten-2-one. New products from the ozonolysis of these compounds were identified, and the formation of these compounds is consistent with terpene-ozone oxidation mechanisms. We present the degradation mechanism of our model bVOCs and identify their reaction products. We discuss the potential ecological implications of the degradation of each bVOC and of the formation of reaction products.

**Keywords** Ozonolysis · Biogenic Volatile Organic Compounds · Reaction products · Gas phase · Gas Chromatography Mass Spectrometry · Proton Transfer Reaction Mass Spectrometry

✉ Robbie D. Girling  
robbie.girling@unisq.edu.au

✉ Christian Pfrang  
c.pfrang@bham.ac.uk

<sup>1</sup> Department of Chemistry, School of Chemistry, Food and Pharmacy, University of Reading, Whiteknights, Reading RG6 6DX, UK

<sup>2</sup> School of Agriculture, Policy and Development, University of Reading, Whiteknights, Earley Gate, Reading RG6 6EU, UK

<sup>3</sup> Centre for Sustainable Agricultural Systems, Institute for Life Sciences and the Environment, University of Southern Queensland, Toowoomba, QLD 4350, Australia

<sup>4</sup> UK Centre for Ecology & Hydrology, Penicuik, Midlothian EH26 0QB, UK

<sup>5</sup> Department of Civil, Architectural and Environmental Engineering, University of Texas at Austin, Austin, TX, USA

<sup>6</sup> School of Geography, Earth and Environmental Sciences, University of Birmingham, Edgbaston, Birmingham B15 2TT, UK

## Introduction

Biogenic volatile organic compounds (bVOCs) are a distinct group of secondary metabolites, synthesized and emitted by plants, with various functional roles in plant ecology (Loreto et al. 2014; Pierik et al. 2014). Globally, the biogenic fraction of total VOC emissions outweighs other anthropogenic VOC sources by as much as an order of magnitude (Guenther et al. 1995; Böge et al. 2013). Mostly lipophilic and marked by high vapour pressure, bVOCs are a diverse group of compounds broadly categorized as terpenoids, benzenoids, phenylpropanoids, fatty acid derivatives and nitrogen and sulphur containing compounds (Dudareva et al. 2004, 2013). Ecologically, bVOCs can function as plant defence compounds against biotic and abiotic stressors and can mediate plant interactions with other organisms across trophic levels (Holopainen 2004; Loreto et al. 2014; Pierik et al. 2014). Terpenoids constitute the largest and most diverse group of bVOCs and follow a basic biosynthesis pathway - the formation of basic C<sub>5</sub> (hemiterpene) units, which further condense in groups of two or three to form C<sub>10</sub> (monoterpenes), C<sub>15</sub> (sesquiterpenes) and C<sub>20</sub> (diterpenes) products, most of which have high enough vapour pressures to be released into the air from plant tissues under normal atmospheric conditions (Dudareva et al. 2004).

Terpenoids are one of the most important bVOC groups with functional roles in ecology (Vickers et al. 2009) and atmospheric chemistry (Fehsenfeld et al. 1992), they can be induced and emitted in higher quantities as plant defence responses under a range of abiotic and oxidative stresses (Loreto and Schnitzler 2010). Plants may also emit terpenes in response to herbivore feeding and/or oviposition to deter herbivory or to attract herbivore natural enemies (Büchel et al. 2011; Boncan et al. 2020). Common terpenoids like the monoterpene (*E*)- $\beta$ -ocimene and the sesquiterpene (*E,E*)- $\alpha$ -farnesene have been confirmed to attract herbivore natural enemies through behavioural studies (Dicke et al. 1990; Agrawal et al. 2002). Terpenes also form part of floral bVOC bouquets used as foraging cues for beneficial insects like pollinators (Schiestl 2010). Upon release into the atmosphere, terpenes can act as precursors in the formation of tropospheric ozone (O<sub>3</sub>) and secondary organic aerosol (SOA) particles, these oxidation reactions may undermine their ecological functions especially in polluted atmospheres (Pinto et al. 2010; Blande et al. 2014). Due to their structural characteristics, being mostly unsaturated hydrocarbons with one or more carbon-carbon double bonds, terpenes are classified among the most reactive compounds found in the atmosphere, with lifetimes that range from minutes to hours (Atkinson and Arey 2003). Consequently, they are highly reactive

with atmospheric constituents such as O<sub>3</sub>, nitrate radicals (NO<sub>3</sub>) at night, hydroxyl radicals (OH) during the day, and chlorine radicals (Cl) at coastal sites, leading to the disruption of their ecological function (McFrederick et al. 2009; Blande et al. 2014; Masoud and Ruiz 2021; Ryalls et al. 2022a, b, c) and the formation of various oxidation products (Laaksonen et al. 2008).

The ozonolysis of terpenes proceeds via a complex series of reactions and intermediates. The ozonolysis reaction initiates by a concerted cycloaddition of O<sub>3</sub> to the various carbon-carbon double bonds of terpene to form cyclic 1, 2, 3-trioxolane intermediates where a three-oxygen atom bridge is inserted while a sigma bond remains between the two carbon atoms (Criegee 1975). These highly unstable species, commonly named primary ozonides (POZ), decompose rapidly to form carbonyl molecules (aldehydes or ketones) and oxide reactive intermediates, referred to as 'Criegee Intermediates' (CI), by the cleavage of the remaining carbon-carbon and single oxygen-oxygen bonds (Criegee 1975; Aschmann and Atkinson 1994; Atkinson 2000). The carbonyl oxide has ample internal energy to prompt unimolecular reactions or collisional stabilization. The carbonyl oxide, either undergoes a ring closure to dioxirane or hydrogen migration to a hydroperoxide intermediate. The hydroperoxide subsequently undergoes isomerization or decomposition, which leads to formation of OH, carbonyls, carbon dioxide, and a variety of other products, some of which are key precursors for SOA (Aschmann and Atkinson 1994).

Terpenes are known to contribute to the tropospheric formation of O<sub>3</sub> via interactions with nitric oxide, and to SOA formation as a result of the gas-to-particle conversion of their oxidation products (Ma et al. 2009). Biotic and abiotic stressors on plants cause an increase in bVOC production and SOA yields (Mentel et al. 2013; Joutsensaari et al. 2015; Yli-Pirila et al. 2016). SOA represent an important component of atmospheric fine particulate matter that has potential impacts on the climate, air quality, human health and plant ecology (Camredon et al. 2010). Vegetation surfaces represent a significant sink for VOCs and their SOA products, and the effects of these depositions on plant ecology are just beginning to be explored (Holopainen et al. 2017; Mofikoya et al. 2020). Particulate matter has received significant attention over many years e.g., because blue haze formation occurs due to terpene oxidation in forested regions (Went 1960). In particular, the generation of SOA from the oxidation of terpenes has been studied intensively in order to identify and quantify oxidation products and to understand reaction mechanisms, which are crucial for atmospheric SOA formation (Holopainen et al. 2017). Research has also been conducted to understand their potential ecological impacts e.g., through their deposition on plant surfaces changing herbivore responses (Li et al. 2016). Therefore, a clear understanding of the reaction of O<sub>3</sub> with terpenes

commonly emitted by plants is vital to establish the potential impacts of air pollution on critical ecological processes.

The objective of the current study was to investigate the ozonolysis of specific ubiquitous bVOCs under O<sub>3</sub> pollution scenarios that commonly occur in nature, including O<sub>3</sub> excess, VOC excess, and equal concentrations of O<sub>3</sub> and VOC. Ozone concentrations in nature can vary significantly, with background concentrations in the Northern hemisphere ranging from 25 to 50 ppb, increasing at a rate of 0.2–2% per year (Vingarzan 2004), but in localised high pollution episodes concentrations in excess of 200 ppb have been recorded (Air Quality Expert Group 2021). Within the proximity of plant vegetation or a flower from which VOCs are released, VOC concentrations are commonly greater than O<sub>3</sub>. As the VOC plume moves away from the plant or flower, VOC concentration will be diluted in the wider body of air and therefore there will be a point at which the ratio of VOC to O<sub>3</sub> will approach 1:1, after which further dilution will result in O<sub>3</sub> excess. We tested the hypothesis that ozonolysis of the four model VOCs selected for this study will result in the loss of

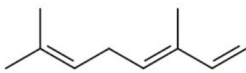
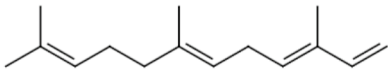
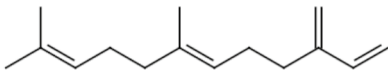
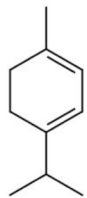
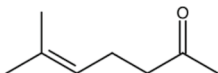
the primary VOC and the formation of ecologically/behaviourally active reaction products at ecologically relevant time-scales. Through a series of gas-phase experiments using Gas Chromatography Mass Spectrometry (GC-MS) and Proton Transfer Reaction Mass Spectrometry (PTR-MS), we investigated the products and their formation over time from the ozonolysis of (*E*)- $\beta$ -ocimene, isomers of  $\alpha$  and  $\beta$ -farnesene,  $\alpha$ -terpinene and 6-methyl-5-hepten-2-one. These VOCs were selected because of their ubiquity and importance in ecological interactions such as attraction of pollinators and natural enemies, and for plant-to-plant communication (Dicke et al. 1990; Agrawal et al. 2002; Knudsen et al. 2006).

## Methods and Materials

### Chemicals and Materials

The compounds studied and their structures are presented in Table 1. (*E*)- $\beta$ -ocimene was purchased from Bedoukian

**Table 1** Structures and synonyms of the volatile organic compounds used in this study for the identification of gas phase oxidation products

Compound	Structure	IUPAC name
( <i>E</i> )- $\beta$ -ocimene (three carbon-carbon double bonds) C <sub>10</sub> H <sub>16</sub>		(3,7-dimethyl-1,3,6-octatriene)
Farnesene: a mixture of $\alpha$ - and $\beta$ -isomers (four carbon-carbon double bonds) C <sub>15</sub> H <sub>24</sub>	$\alpha$ -farnesene 	3,7,11-Trimethyl-1,3,6,10-dodecatetraene
	$\beta$ -farnesene 	7,11-Dimethyl-3-methylene-1,6,10-dodecatriene
$\alpha$ -terpinene (two internal carbon-carbon double bonds) C <sub>10</sub> H <sub>16</sub>		4-methyl-1-(1-methylethyl)-1,3-cyclohexadiene
6-methyl-5-hepten-2-one (one carbon-carbon double bond) C <sub>8</sub> H <sub>14</sub> O		6-methyl-5-hepten-2-one

Research Inc. (95.7% (*E*)- $\beta$ -ocimene and 2.8% (*Z*)- $\beta$ -ocimene). Isomers of  $\alpha$  and  $\beta$ -farnesene,  $\alpha$ -terpinene ( $\geq 95\%$  purity) and 6-methyl-5-hepten-2-one (99% purity) were purchased from Sigma-Aldrich®/Merck at high purity. Compounds were degassed before use by repeated freeze-pump-thaw cycles.

### SPME Fibres

Gas phase ozonolysis products of the study compounds were collected for analysis on solid phase microextraction (SPME) fibres. A fused-silica fibre coated with 50/30  $\mu\text{m}$  coating Divinylbenzene Carboxen Polydimethylsiloxane (DVB-CX PDMS) (Supelco) was the most efficient fibre among others we tested (PDMS and polyacrylate) during preliminary trials, due to the efficient adsorption to its multilayer coating of the oxygenated products obtained. Before use the fibres were conditioned in a GC inlet according to the manufacturer's instructions.

### Ozone and Sample Preparation

Ozone was generated as a mixture in oxygen ( $\text{O}_2$ ) by passing  $\text{O}_2$  through an A2Z 20G Lab Model  $\text{O}_3$  generator (A2Z Ozone Inc, Louisville, Kentucky, USA), and its purity was determined by UV spectroscopy at  $\lambda = 254 \text{ nm}$  using a dedicated cell with  $\text{CaF}_2$  windows (Pike Technologies). For each experiment a mixture of the VOC under study and cyclohexane as an OH radical scavenger was prepared in an 80 L collapsible Teflon chamber (Adtech Polymer Engineering Ltd) using dry synthetic air ( $\text{N}_2 + 20 \pm 2\% \text{ O}_2$ , Air Liquide) as a diluent gas (see Stewart et al. 2013 for procedure details). Typical hydrocarbon concentrations employed were  $4.9 \times 10^{12} \text{ molecule cm}^{-3}$ . The VOC and  $\text{O}_3$  concentrations for each experiment are detailed in Supplementary Tables S1-S4. A range of values were investigated to allow us to identify as wide a range of potential products as possible from the studies, therefore we conducted experiments where  $\text{O}_3$  was in excess, where VOC was in excess and where  $\text{O}_3$  and VOC were introduced in a 1:1 ratio. Cyclohexane concentrations were determined using the rate coefficients of the terpene and the scavenger reaction with OH radicals, so that  $> 95\%$  of OH radicals were scavenged. Experiments were conducted in the absence of cyclohexane because during the GC-MS analyses (see below), cyclohexane dominated the chromatograms at shorter retention times (ca. 2.2 min), making identification of faster eluting compounds challenging. While the reported rate coefficients (e.g. Smith et al. 1996; Kim et al. 2011) differ by ca. 5 to 6 orders of magnitude when comparing the VOCs' reactivity towards  $\text{O}_3$  and OH, we found no evidence of interference of OH radicals when comparing experimental runs with and without scavenger. We demonstrated, for

example by conducting seven experimental runs using the scavenger for 6-methyl-5-hepten-2-one (Table S4), that the results with and without scavenger were consistent. Prior to each experiment, the chamber was thoroughly cleaned by purging with synthetic air. Experiments were carried out by admitting a known concentration of  $\text{O}_3$  into a 1 L Pyrex reaction chamber and adding a sample of the hydrocarbon mixture from the Teflon bag such that a total pressure of 1 atmosphere ( $760 \pm 10 \text{ Torr}$ ) was achieved. Experiments were carried out at  $298 \pm 2 \text{ }^\circ\text{K}$ . Sufficient time (ca. 60 min) was allowed for reactions to take place and for products to be adsorbed on a solid phase microextraction (SPME) fibre. An SPME syringe needle was inserted into the reaction chamber through a SUPELCO Thermogreen™ septum (7/16"); the plunger was depressed to allow the VOC products adsorption onto the fibre coating.

### GC-MS Analysis

Gas Chromatography-Mass Spectrometry was used to facilitate identification of the products generated in the ozonolysis studies. Product analysis was carried out using a Thermo Scientific Finnigan Trace GC-MS operated in EI mode (70 eV) by injecting the SPME fibre into the inlet of the GC. No pre-concentration or pre-treatment of the samples were necessary (Lee et al. 2006). We selected not to conduct chemical derivatisation of the ozonolysis products because this approach is known to induce artefacts and peak identification uncertainties (Jaoui et al. 2003). The oven temperature was initially held at  $40 \text{ }^\circ\text{C}$  then increased linearly to  $200 \text{ }^\circ\text{C}$  at  $10 \text{ }^\circ\text{C} / \text{min}$ . The GC inlet was kept at  $220 \text{ }^\circ\text{C}$  and the gas chromatograph/mass spectrometer interface temperature was  $250 \text{ }^\circ\text{C}$ . Compound separation was carried out on an RTx-5MS capillary column (30 m, 0.25 mm ID, 0.25  $\mu\text{m}$ , Restek Thames). High purity helium (99.995%, Air Liquide) was used as a carrier gas. Masses were scanned in the 25 to 250 amu range. At least eight chromatograms were collected for each VOC (Tables S1-S4). Only peaks that appeared consistently, were symmetrical, well resolved and with signal-to-noise ratios clearly above those of blank runs, were taken into consideration when identifying terpene oxidation products. Most VOC degradation products were consistently observed across all experimental data sets and showed very similar fragmentation patterns under most experimental conditions.

### PTR-MS Analysis

To investigate the timescales over which degradation of gas-phase parent terpenes and formation of their oxidation products occurred, additional measurements were made using PTR-MS (Ionicon Analytik GmbH, Austria). Air was sampled from a collapsible Teflon chamber (Adtech Polymer

Engineering Ltd) using Teflon tubing and pulled through a 0.45  $\mu\text{m}$  pore size Whatman PTFE particulate filter before entering the PTR-MS. Dry synthetic air (Air Liquide) was used as a diluent gas in these measurements. The PTR-MS was a quadrupole mass spectrometer that uses hydronium ions ( $\text{H}_3\text{O}^+$ ) to chemically ionize the compound of interest through a proton transfer reaction. Thus, compounds with a proton affinity higher than that of water can be detected by the PTR-MS and were identified by their mass to charge ratios ( $m/z$ ). However, compounds with the same molecular weight cannot be distinguished by PTR-MS, since this method identifies compounds alone by their molecular weight plus one ( $\text{H}^+$ ) and operates at unit mass resolution. The increase of count rates for certain ions indicates the formation of oxidation products. Possible oxidation products are presented in this work based on the oxidation mechanisms of the parent terpene. PTR-MS data were collected at drift tube voltages of 500 V, 550 and 600 V which corresponded to  $E/N$  ratios of 122 Td, 134 Td and 147 Td (1 Townsend,  $\text{Td} = 10^{-17} \text{cm}^2 \text{V molecule}^{-1}$ ), respectively. Where,  $E$  is the electric field and  $N$  is the number density of molecules in the drift tube.

### Oxidation Product Identification

Oxidation compounds for which a standard was commercially available were confirmed by comparison of the mass spectra of the compound with the authentic spectra run in the same experimental conditions (acetaldehyde, acrylic acid, 3-methylfuran-2,5-dione and 6-methyl-5-hepten-2-one); retention time was used as an additional confirmation of the product. All compounds recorded on blank SPME fibres and background peaks were eliminated prior to identification of product peaks. Only mass spectra of symmetrical and well resolved GC peaks were taken into consideration when identifying terpene oxidation products. In some cases, it was not possible to associate some spectral peaks with a compound or a structure due to the complexity of assigning structure/functional groups to those mass spectra and the lack of authentic standards.

## Results and discussion

New products from the reaction of  $\text{O}_3$  with (*E*)- $\beta$ -ocimene, isomers of  $\alpha$  and  $\beta$ -farnesene,  $\alpha$ -terpinene and 6-methyl-5-hepten-2-one were identified. The main oxidation products are summarized in Table 2. The compounds identified in this work are consistent with the terpene- $\text{O}_3$  oxidation mechanisms (see Scheme 1 for ozonolysis mechanisms for (*E*)- $\beta$ -ocimene; for a partial mechanism for  $\alpha$ -terpinene see Lee et al. 2006; for a detailed ozonolysis mechanism of  $\alpha$  and  $\beta$ -farnesene see Jaoui et al. 2017; for 6-methyl-5-hepten-2-one a full ozonolysis mechanism has not yet been proposed

to our knowledge beyond that described by Leonardo et al. 2008, which was limited to computational methods).

### (*E*)- $\beta$ -Ocimene Oxidation Products

Scheme 1 displays a simplified mechanism for the degradation of (*E*)- $\beta$ -ocimene illustrating the major products we identified in square boxes. An oxidation product with a molecular weight of 110 was observed from OH and  $\text{O}_3$  reactions with (*E*)- $\beta$ -ocimene (Table 2, Fig. S1). The fragmentation pattern showed characteristic losses of  $\text{CH}_3$ , CO and HCO from the molecular ion. This indicates the formation of a  $\text{C}_7$  aldehyde from the cleavage of a  $\text{C}_3\text{H}_6$  radical from (*E*)- $\beta$ -ocimene to form 4-methylhexa-3,5-dienal (see primary ozonide (POZ) 1 channel to the left in Scheme 1). This is consistent with the previously reported formation of this compound (Calogirou et al. 1999; Reissell et al. 2002; Baker et al. 2004); recent work has estimated that POZ 1 is the main channel contributing ca. 85% (Jenkin et al. 2020).

While only a minor channel according to Jenkin et al. (2020) and contributing less than 5%, we found evidence of POZ 2 formation: the cleavage of the double bond on  $\text{C}_3$  of (*E*)- $\beta$ -ocimene leads to formation of POZ 2 which rapidly decomposes to produce 4-methylpent-3-enoic acid (114  $m/z$ ) and but-3-en-2-one (see central channel in Scheme 1; consistent with Guanouni et al. (2020). Isomers of mass 72, acrylic acid and 2-oxopropanal (Fig. S2) may form from an intermediate radical (3-peroxybut-1-ene) and but-3-en-2-one, by delocalization of oxygen from the peroxy radical and the formation of a carbonyl group.

The cleavage of the  $\text{C}_1$  double bond of (*E*)- $\beta$ -ocimene, forming POZ 3, leads to the formation of  $\text{C}_7$  carboxylic acids (contributing ca. 10% to the overall ozonolysis according to Jenkin et al. 2020), (*E*)-2,6-dimethylhepta-2,5-dienal of mass 138 and (*E*)-2,6-dimethylhepta-2,5-dienoic acid of mass 154. The formation of mass 154 (Scheme 1) has an energy barrier of 97.82  $\text{kcal mol}^{-1}$  (Sun et al. 2011). The identification of the acid was based on the mass 154 fragmentation that shows a loss of M-17 and M-45 indicating the formation of a short-chain acid. Subsequently, the carbon-carbon double bond on the  $\text{C}_2$  of the acid may be attacked by  $\text{O}_3$  to form a carbonyl group resulting in a lower molecular weight acid, 2-oxopropanoic acid (88  $m/z$ ). Identification was based on the fragmentation spectra, which indicated the loss of  $\text{CH}_3$  M-15, and the loss of COOH M-45 (Fig. 1a). The oxidation product of mass 138 ((*E*)-2,6-dimethylhepta-2,5-dienal) may cleave the double bond at  $\text{C}_5$  to form a carbonyl resulting in (*E*)-2-methylpent-2-enedial (112  $m/z$ ). The mass spectrum (Fig. 1b) shows the fragmentation of the aldehyde with mass losses of M-15, M-28 and M-43 corresponding to  $\text{CH}_3$ , CO and  $\text{CH}_2\text{-CH-O}$ ; this is indicative of the aldehyde formation with an ion mass of 112. The

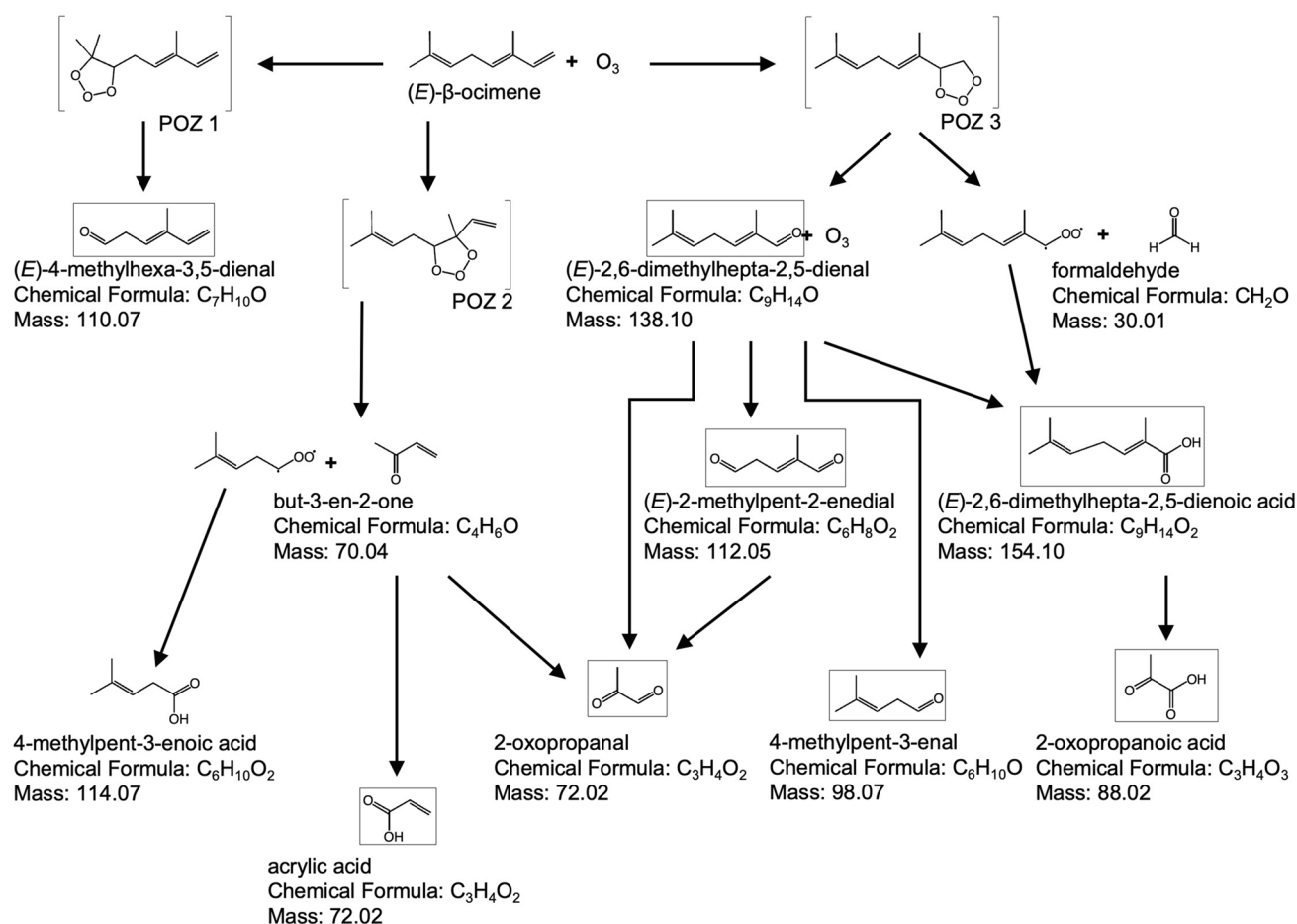
**Table 2** Oxidation products detected from the ozonolysis of (*E*)- $\beta$ -ocimene, isomers of  $\alpha$  and  $\beta$ -farnesene,  $\alpha$ -terpinene and 6-methyl-5-hepten-2-one from GC-MS analyses. Reaction products were identified by their spectra (unless otherwise stated). Those studies which, to the authors knowledge, have previously identified and named these

gas phase reaction products as occurring from the ozonolysis of the volatile organic compound under investigation are identified in the final column. In addition to the products identified, the *m/z* of each volatile organic compound's predicted ozonolysis products, based on general reaction mechanism, are stated for comparison

Volatile Organic Compound	Oxidation product		Previously identified as a gas phase reaction product	
	<i>m/z</i>	Chemical Formula Nomenclature		
<i>(E)</i> - $\beta$ -Ocimene	72	C <sub>3</sub> H <sub>4</sub> O <sub>2</sub>	2-oxopropanal/acrylic acid*	Calogirou et al. 1999
	88	C <sub>3</sub> H <sub>4</sub> O <sub>3</sub>	2-oxopropanoic acid	N/A
	98	C <sub>6</sub> H <sub>10</sub> O	4-methylpent-3-enal	N/A
	110	C <sub>7</sub> H <sub>10</sub> O	( <i>E</i> )-4-methylhexa-3,5-dienal	Reissell et al. 2002
	112	C <sub>6</sub> H <sub>8</sub> O <sub>2</sub>	( <i>E</i> )-2-methylpent-2-enedial	N/A
	138	C <sub>9</sub> H <sub>14</sub> O	( <i>E</i> )-2,6-dimethylhepta-2,5-dienal	N/A
	154	C <sub>9</sub> H <sub>14</sub> O <sub>2</sub>	( <i>E</i> )-2,6-dimethylhepta-2,5-dienoic acid	N/A
	30, 58, 70, 72, 88, 98, 102, 110, 112, 114, 138		Products predicted by applying general reaction mechanisms for ozonolysis	
Isomers of $\alpha$ and $\beta$ -farnesene	72	C <sub>3</sub> H <sub>4</sub> O <sub>2</sub>	2-oxopropanal	Kourtchev et al. 2009
	100	C <sub>5</sub> H <sub>8</sub> O <sub>2</sub>	4-oxopentanal	Kourtchev et al. 2009
	110	C <sub>7</sub> H <sub>10</sub> O	4-methylhexa-2,4-dienal	N/A
	162	C <sub>7</sub> H <sub>14</sub> O <sub>4</sub>	4,5-Dihydroxy-5-methyl-hexanoic acid	N/A
	206	C <sub>14</sub> H <sub>22</sub> O	( <i>E</i> )-6-10-dimethyl-2-methylene-undeca-5,9-dienal	Jaoui et al. 2017
	222	C <sub>14</sub> H <sub>22</sub> O <sub>2</sub>	(3 <i>E</i> ,5 <i>E</i> )-2,6,10-trimethylundeca-3,5,9-trienoic acid	N/A
	44, 46, 58, 60, 72, 74, 84, 88, 98, 100, 110, 114, 116, 126, 128, 130, 144, 152, 156, 178, 180, 182, 192, 196, 206, 210, 212, 222		Products predicted by applying general reaction mechanisms for ozonolysis	
$\alpha$ -terpinene	112	C <sub>5</sub> H <sub>4</sub> O <sub>3</sub>	3-methylfuran-2,5-dione*	N/A
	124	C <sub>8</sub> H <sub>12</sub> O	6-methyl-3,5-heptadien-2-one	N/A
	126	C <sub>8</sub> H <sub>14</sub> O	6-methyl-5-hepten-2-one*	N/A
	142	C <sub>8</sub> H <sub>14</sub> O <sub>2</sub>	6-methylheptane-2,5-dione	N/A
	156	C <sub>9</sub> H <sub>16</sub> O <sub>2</sub>	2-Hydroxy-2,6-dimethyl-hept-6-en-3-one	N/A
	168	C <sub>10</sub> H <sub>16</sub> O <sub>2</sub>	3,7-Dimethyl-6-oxo-2-octenal	N/A
	44, 46, 60, 62, 74, 112, 148, 156, 172, 184, 186, 200		Products predicted by applying general reaction mechanisms for ozonolysis	
6-methyl-5-hepten-2-one	72	C <sub>3</sub> H <sub>4</sub> O <sub>2</sub>	2-oxopropanal	N/A
	100	C <sub>5</sub> H <sub>8</sub> O <sub>2</sub>	4-oxopentanal	Colmán et al. 2015
	58, 60, 74, 100, 116		Products predicted by applying general reaction mechanisms for ozonolysis	

\* products identified by injection of a commercial standard into the GC-MS under identical conditions





**Scheme 1** Simplified mechanism of the ozonolysis of (*E*)- $\beta$ -ocimene illustrating those products identified during the current study in square boxes. The primary ozonides (POZ) in square brackets are those previously by Jenkin et al. 2020

two products identified at 72 and 98  $m/z$  (Figs. S2 and S3) can also form from the oxidation of (*E*)-4-methylhexa-3,5-dienal with OH and O<sub>3</sub>. The reaction rates of (*E*)-4-methylhexa-3,5-dienal with OH radical and O<sub>3</sub> were estimated to be  $1.61 \pm 0.35 \times 10^{-10}$  and  $4.13 \pm 0.81 \times 10^{-17}$  cm<sup>3</sup> molecule<sup>-1</sup> s<sup>-1</sup>, respectively (Baker et al. 2004). The formation of a C<sub>6</sub> aldehyde ( $m/z$  98) may result from the breakdown of the endo/internal carbon-carbon double bond in (*E*)- $\beta$ -ocimene. The fragmentation pattern of this aldehyde (Fig. S3) shows mass losses of M-18 (loss of water molecule), M-28 (loss of ethylene), M-29 (cleavage of COH<sup>+</sup>), M-43 (loss of CH<sub>2</sub>-CH-O) and M-44 (loss of CH<sub>2</sub>=CH-OH). This product is identified as 4-methylpent-3-enal. The formation energies for C<sub>3</sub>H<sub>4</sub>O<sub>2</sub> ( $m/z$  72), C<sub>6</sub>H<sub>10</sub>O ( $m/z$  98), C<sub>9</sub>H<sub>14</sub>O ( $m/z$  138), C<sub>6</sub>H<sub>8</sub>O<sub>2</sub> ( $m/z$  112) and C<sub>9</sub>H<sub>14</sub>O<sub>2</sub> ( $m/z$  154) were estimated by density functional theory calculations (Sun et al. 2011). Formation of mass 138 has an energy barrier of only 26.97 kcal mol<sup>-1</sup>, while the formations of masses 98, 72 and 112 have potential

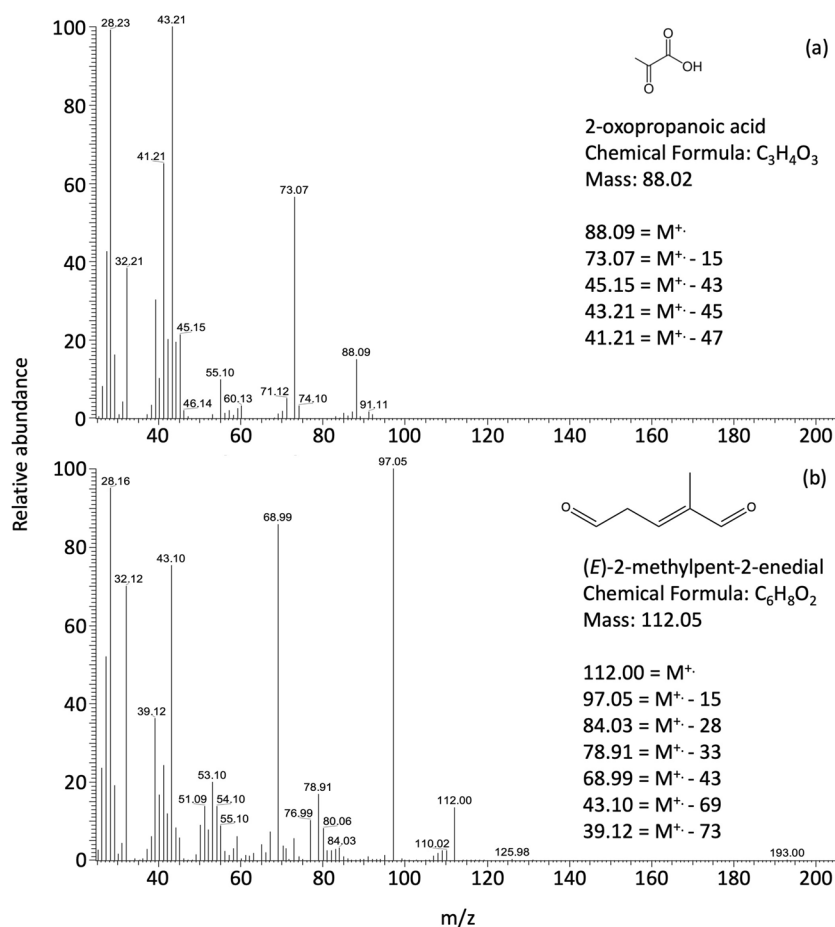
barriers of 45.99, 50.77 and 51.92 kcal mol<sup>-1</sup>, respectively (Sun et al. 2011).

Other masses/molecular ions were also consistently observed from the GC-MS spectra, but due to the lack of commercial standards and the complexity of the mass spectra it was not possible to identify those products.

### Isomers of $\alpha$ and $\beta$ -Farnesene Oxidation Products

Gas-phase isomers of  $\alpha$  and  $\beta$ -farnesene oxidation products are listed in Table 2. Low molecular weight products identified in this work are consistent with those reported by Jaoui et al. (2017). 2-oxopropanal ( $m/z$  72) and a product of  $m/z$  162 was identified as 4,5-dihydroxy-5-methyl-hexanoic acid (Jaoui et al. 2017). The spectra in the Supplementary information (Fig. S4) shows the fragmentation patterns that support the formation of this acid. An oxidation product of  $m/z$  100 shows mass losses of M-29 and M-45. A product with a molecular

**Fig. 1** Representative mass spectra of (*E*)- $\beta$ -ocimene ozonolysis products (a) mass 88, identified as 3-oxopropanoic acid, (b) mass 112, identified as: (*E*)-2-methylpent-2-enedial.  $M^+$  indicates the molecular ion



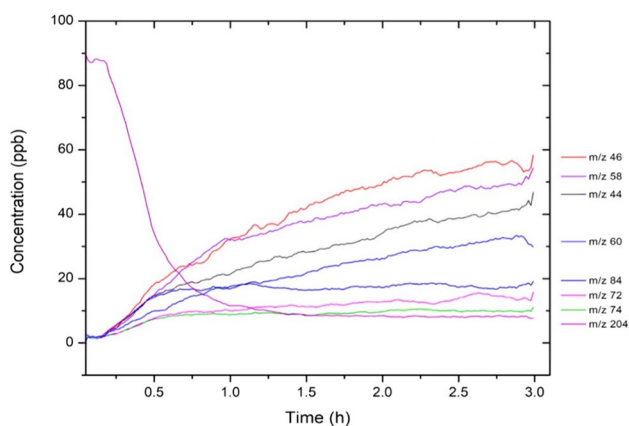
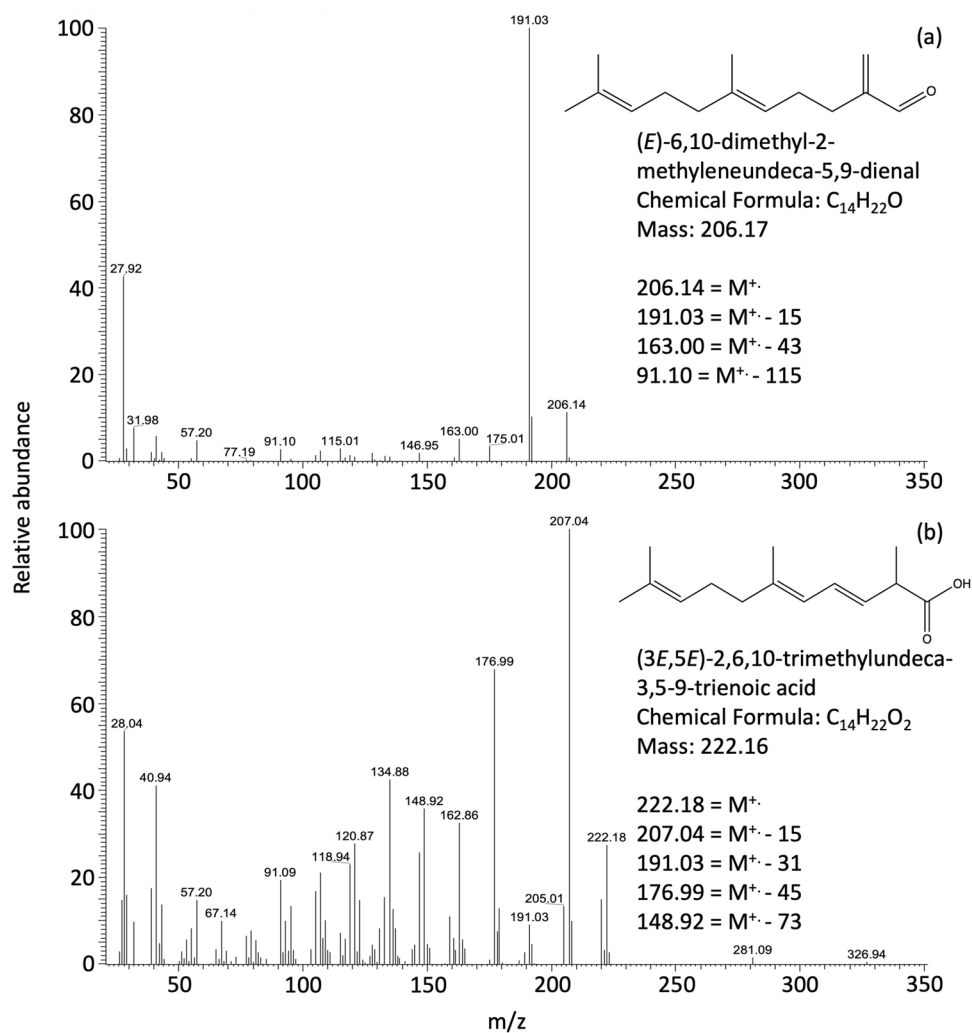
weight of 206 was also observed from the ozonolysis (Fig. 2a). 4-methylhexa-2,4-dienal ( $m/z$  110) was identified: its fragmentation pattern is consistent with the loss of masses 28 and 43. This product is formed from the degradation of  $\alpha$ -farnesene; for a detailed ozonolysis mechanism for  $\alpha$  and  $\beta$ -farnesene see Scheme in Jaoui et al. (2017). A product of mass 222 has a fragmentation pattern supporting the formation of an acid with mass losses of 15 and 45 (Fig. 2b).

Isomers of  $\alpha$  and  $\beta$ -farnesene oxidise within approx. 30 min of the ozonolysis (see Fig. 3 for the time profile of the reaction determined by PTR-MS), forming a number of low molecular weight product ions at low concentrations. Kim et al. (2011) calculated the ozonolysis rate coefficients for  $\alpha$ - and  $\beta$ -farnesene to be  $10.4 \times 10^{-16}$  and  $8.74 \times 10^{-16}$   $cm^3$  molecule $^{-1}$  s $^{-1}$ , respectively. The rapid ozonolysis of  $\alpha$  and  $\beta$ -farnesene we confirmed here may have significant ecological implications such as  $O_3$  quenching in plants as detailed later.

### $\alpha$ -Terpinene Oxidation Products

Seven major gas-phase  $\alpha$ -terpinene oxidation products were observed in our experiments (Table 2 and Fig. S5). The oxidation of  $\alpha$ -terpinene is more complicated than both (*E*)- $\beta$ -ocimene, and  $\alpha$  and  $\beta$ -farnesene.  $\alpha$ -terpinene contains a ring structure with two endo double bonds. For the ozonolysis of  $\alpha$ -terpinene high yields of first generation products are expected with low yields of second generation products (Lee et al. 2006). Lee et al. (2006) observed no high product yields except at  $m/z$  138 which decreased by 50% in two hours. They proposed a partial mechanism including a product observed with a molecular ion of 142  $m/z$ ; several pathways were proposed for the formation of this product (Lee et al. 2006) consistent with the high yield of 6-methylheptane-2,5-dione ( $m/z$  142) that we observed. Other compounds we observed have masses of 126  $m/z$  and 124  $m/z$  and are identified as 6-methyl-5-hepten-2-one ( $C_8H_{14}O$ ) and 6-methyl-3,5-heptadien-2-one

**Fig. 2** Representative mass spectra of isomers of  $\alpha$  and  $\beta$ -farnesene ozonolysis products (a) mass 206, identified as: (*E*)-6,10-dimethyl-2-methyleneundeca-5,9-dienal, (b) mass 222, identified as: (3*E*,5*E*)-2,6,10-trimethylundeca-3,5,9-trienoic acid.  $M^+$  indicates the molecular ion

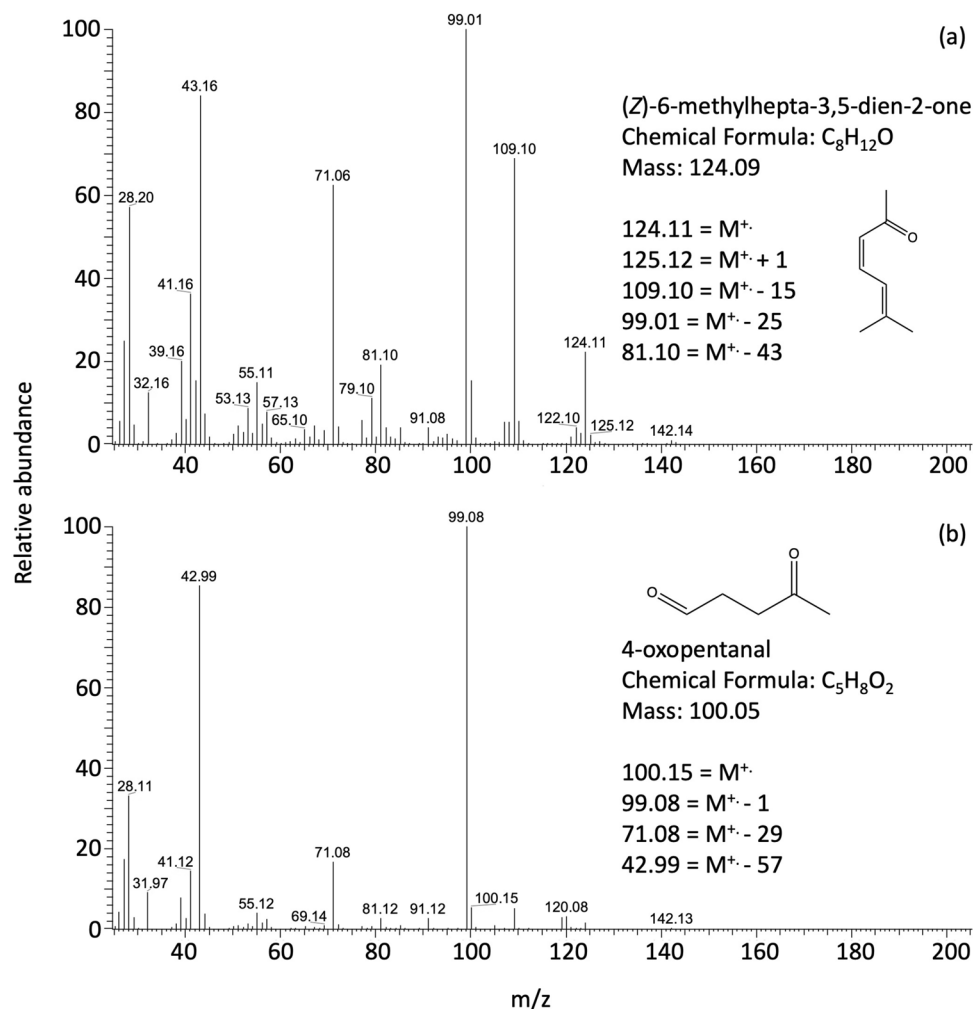


**Fig. 3** Time profiles of ions detected using PTR-MS during the ozonolysis of isomers of  $\alpha$  and  $\beta$ -farnesene. The eight ions displayed include the molecular ion of  $\alpha$  and  $\beta$ -farnesene ( $m/z=204$ ), and the molecular ions of products identified in the GC-MS analysis or predicted to be formed by the ozonolysis of  $\alpha$  and  $\beta$ -farnesene by applying general reaction mechanisms. Note that PTR-MS measurements show the unprotonated mass-to-charge ratios

( $C_8H_{12}O$ ), respectively. 6-methyl-5-hepten-2-one eluted at the same time as the commercial standard and their spectra were consistent with each other, which directly confirms the formation of this ketone. The fragmentation pattern for the product with  $m/z$  124 shows peaks at 81, 99, 109 and 125 corresponding to mass losses of  $M-43$ ,  $M-25$ ,  $M-15$  and  $M+1$  (see Fig. 4a). The observation of 6-methylhepta-3,5-dien-2-one ( $C_8H_{12}O$ ,  $m/z$  124) is difficult to explain in terms of the currently assumed  $\alpha$ -terpinene ozonolysis reaction mechanism (compare e.g. Scheme in Lee et al. 2006).

The ozonolysis products of  $\alpha$ -terpinene include  $m/z$  156, 112 and 168; these were stable products and identified as 2-Hydroxy-2,6-dimethyl-hept-6-en-3-one ( $C_9H_{16}O_2$ ), 3-methylfuran-2,5-dione ( $C_5H_4O_3$ ) and 3,7-Dimethyl-6-oxo-2-octenal ( $C_{10}H_{16}O_4$ ), respectively (Table 2). The 3-methylfuran-2,5-dione ( $m/z$  112) mass spectrum was compared with the commercial standard spectrum: the two spectra had very similar fragmentation patterns and eluted at the same time, directly confirming the identity of this

**Fig. 4** Representative mass spectra of  $\alpha$ -terpinene ozonolysis products (a) mass 124, identified as: 6-methylhepta-3,5-dien-2-one, (b) mass 100, identified as: 4-oxopentanal.  $M^+$  indicates the molecular ion



product. The products of masses 112, 142, 156 and 168 formed are consistent with Lee et al. 2006.

### 6-Methyl-5-Hepten-2-One Oxidation Products

A compound of mass 72 was observed from the ozonolysis of 6-methyl-5-hepten-2-one; with a loss of M-15 (for a  $CH_3$  removal), M-29 (for COH+) and M-43 it was identified as 2-oxopropanal. Another oxidation product of mass 100 was detected and identified as 4-oxopentanal (Fig. 4b).

The  $O_3$  reaction with 6-methyl-5-hepten-2-one follows the Criegee mechanism of alkene ozonolysis described earlier. Previous studies employed density functional theory methods to determine the structure and energies of the reactant, intermediates, transition states and products (Leonardo et al. 2008). There are currently too few identified products to propose a full mechanism for this reaction, but our findings are consistent with the basic scheme proposed by Leonardo et al. (see Scheme in Leonardo et al. 2008).

### Ecological Implications of Ozonolysis

bVOCs are emitted by vegetative and floral plant parts and are important for eliciting herbivore responses across trophic levels (Holopainen 2004; Knudsen et al. 2006). Terpenes as a bVOC group are critical for these interactions and our study emphasises their vulnerability to ozonolysis. The ubiquity of our selected compounds and the various ecological interactions they mediate raises the question of the fragility of those interactions under elevated  $O_3$  episodes. (*E*)- $\beta$ -ocimene is involved in multiple interactions between plants and other organisms, especially as a generalist attractant to a wide spectrum of pollinators and in plant-to-plant communication (Farré-Armengol et al. 2017; Arimura et al. 2012). Ozonolysis of (*E*)- $\beta$ -ocimene can lead to reductions in its atmospheric concentrations (McFrederick et al. 2008) and alter its attractiveness to herbivores and pollinators (Masui et al. 2020; Farré-Armengol et al. 2016). Some of the reaction products formed by the oxidation of (*E*)- $\beta$ -ocimene identified in this study e.g., 4-methylhexa-3,5-dienal are common volatiles themselves (Reissell et al.

2002). Ozone concentrations are predicted to continue to rise (Vingarzan 2004; IPCC 2013); therefore, the reactions we define may lead to further reductions in the quantity and quality of odour cues available to foraging insects, which may affect the cues recipients, especially specialist insects that may have evolved specific receptors to a biogenic signal (McFrederick et al. 2009).

Those plant-pollinator interactions mediated by sesquiterpenes, including the farnesenes, are thus particularly vulnerable to disruption due to rapid ozonolysis (as confirmed by our PTR-MS results – Fig. 3) and the relatively long distance of the interactions they mediate (McFrederick et al. 2009). The rapid ozonolysis of the farnesenes also make them ideal for O<sub>3</sub> quenching within plants (they are induced in response to biotic and abiotic stresses), although their overall oxidative stress protection capacity is not clear (Heiden et al. 1999; Palmer-Young et al. 2015). There is some evidence for changes in herbivore responses due to the ozonolysis of sesquiterpenes (Li and Blande 2015; Li et al. 2016), although whether those changes are due to loss of the sesquiterpene compound, or the formation of reaction products remains unclear. However, a recent study by Mofikoya et al. (2020) showed that the deposition of  $\alpha$ -pinene oxidation products on cabbage plants reduced herbivore feeding and oviposition.

bVOCs are generally released by plants as a blend of multiple compounds in different ratios with a certain ratio of those compounds often being critical for eliciting herbivore responses (Bruce et al. 2005; Bruce and Pickett 2011). The ozonolysis of reactive compounds within a blend may alter the signal efficacy, particularly over longer distances (Blande et al. 2014; Farré-Armengol et al. 2016). It has been proposed that some oxidized forms of emitted compounds or fragments such as the C<sub>2</sub>-C<sub>6</sub> fragments of monoterpenes may be of signalling value, along with the original compound, especially in long distance communication (Šimpraga et al. 2016). For example, 6-methyl-5-hepten-2-one (also known as sulcatone), a bVOC widely reported in the literature as being constitutively emitted, was shown to be an ozonolysis product of  $\alpha$ -terpinene in the present study. 6-methyl-5-hepten-2-one has previously been shown to be an ozonolysis product of the oxidation of sesquiterpenes on leaf surfaces (Fruekild et al. 1998; Acton et al. 2018) and of squalene from human skin lipids (Wisthaler and Weschler 2010), and is known to elicit a variety of behavioural responses in a variety of insects, including herbivores and pollinators, acting in different species as a pheromone, an attractant and an allomone (e.g. Duffield et al. 1977; Du et al. 1998; Page et al. 2014). Another reaction product of  $\alpha$ -terpinene, 6-methyl-3,5-heptadien-2-one, has previously been identified to be emitted from a number of orchids (Kaiser 1993) and has been identified from female Eastern larch beetles, *Dendroctonus simplex*, with potential function as a pheromone (Francke et al. 1995). However, most of the reaction

products identified in this study are, to our knowledge, not currently known to elicit behavioural activity in any insect species, suggesting that for the VOCs in this study the primary mechanism by which ozonolysis is likely to influence insect behaviour is through the VOCs reduction rather than through the generation of alternative behaviourally active VOC reaction products.

Our results demonstrate the vulnerability of terpene-mediated communication to the ongoing increases in global tropospheric O<sub>3</sub> concentrations. Our findings strongly encourage further research to elucidate the specific impacts of ozonolysis on the chemical ecology of the diverse range of ecological interactions mediated by such compounds, and on the potential wider impacts on insect and plant biodiversity and the ecosystem services these organisms provide.

**Supplementary Information** The online version contains supplementary material available at <https://doi.org/10.1007/s10886-023-01467-6>.

**Acknowledgements** We thank Dr Kaan Alkan for experimental support.

**Author Contributions** Conceptualization: R.G and C.P.; Methodology: D.T., C.P., B.L. and P.M.; Formal analysis and investigation: D.T.; Writing - original draft preparation: D.T. and A.M.; Writing - review and editing: R.G., C.P., A.M. and B.L.; Funding acquisition: R.G., C.P. and B.L.

**Funding** Open Access funding enabled and organized by CAUL and its Member Institutions This research was funded by Natural Environment Research Council grants (NE/P002404/1) and (NE/P001971/2). AM was supported by funding from the Finnish Cultural Foundation (Grant Nos. 00201238, 00212495).

## Declarations

**Competing Interests** The authors declare no competing interests.

**Open Access** This article is licensed under a Creative Commons Attribution 4.0 International License, which permits use, sharing, adaptation, distribution and reproduction in any medium or format, as long as you give appropriate credit to the original author(s) and the source, provide a link to the Creative Commons licence, and indicate if changes were made. The images or other third party material in this article are included in the article's Creative Commons licence, unless indicated otherwise in a credit line to the material. If material is not included in the article's Creative Commons licence and your intended use is not permitted by statutory regulation or exceeds the permitted use, you will need to obtain permission directly from the copyright holder. To view a copy of this licence, visit <http://creativecommons.org/licenses/by/4.0/>.

## References

- Air Quality Expert Group (2021) Ozone in the UK - recent trends and future projections. [https://uk-air.defra.gov.uk/library/reports/?report\\_id=1064](https://uk-air.defra.gov.uk/library/reports/?report_id=1064). Accessed 14 Nov 2023
- Acton WJF, Jud W, Ghirardo A, Wohlfahrt G, Hewitt CN, Taylor JE, Hansel A (2018) The effect of ozone fumigation on the biogenic volatile organic compounds (BVOCs) emitted from *Brassica*

- napus* above-and below-ground. PLoS ONE 13:e0208825. <https://doi.org/10.1371/journal.pone.0208825>
- Agrawal AA, Janssen A, Bruin J, Posthumus MA, Sabelis MW (2002) An ecological cost of plant defence: attractiveness of bitter cucumber plants to natural enemies of herbivores. *Ecol Lett* 5:377–385. <https://doi.org/10.1046/j.1461-0248.2002.00325.x>
- Arimura G, Muroi A, Nishihara M (2012) Plant–plant–plant communications, mediated by (*E*)- $\beta$ -ocimene emitted from transgenic Tobacco plants, prime indirect defense responses of lima beans. *J Plant Interact* 7:193–196. <https://doi.org/10.1080/17429145.2011.650714>
- Aschmann SM, Atkinson R (1994) Formation yields of methyl vinyl ketone and methacrolein from the gas-phase reaction of O<sub>3</sub> with isoprene. *Environ Sci Technol* 28:1539–1542. <https://doi.org/10.1021/es00057a025>
- Atkinson R (2000) Atmospheric chemistry of VOCs and NO<sub>x</sub>. *Atmos Environ* 34:2063–2101. [https://doi.org/10.1016/S1352-2310\(99\)00460-4](https://doi.org/10.1016/S1352-2310(99)00460-4)
- Atkinson R, Arey J (2003) Gas-phase tropospheric chemistry of biogenic volatile organic compounds: a review. *Atmos Environ* 37:197–219. [https://doi.org/10.1016/S1352-2310\(03\)00391-1](https://doi.org/10.1016/S1352-2310(03)00391-1)
- Baker J, Arey J, Atkinson R (2004) Kinetics of the gas-phase reactions of OH radicals, NO<sub>3</sub> radicals and O<sub>3</sub> with three C7-carbonyls formed from the atmospheric reactions of myrcene, ocimene and terpinolene. *J Atmos Chem* 48:241–260. <https://doi.org/10.1023/B:JOCH.0000044420.94492.fa>
- Blande JD, Holopainen JK, Niinemets Ü (2014) Plant volatiles in polluted atmospheres: stress responses and signal degradation. *Plant Cell Environ* 37:1892–1904. <https://doi.org/10.1111/pce.12352>
- Böge O, Mutzel A, Iinuma Y, Yli-Pirilä P, Kahnt A, Joutsensaari J, Herrmann H (2013) Gas-phase products and secondary organic aerosol formation from the ozonolysis and photooxidation of myrcene. *Atmos Environ* 79:553–560. <https://doi.org/10.1016/j.atmosenv.2013.07.034>
- Boncan DAT, Tsang SS, Li C, Lee IH, Lam H, Chan T, Hui JH (2020) Terpenes and terpenoids in plants: interactions with environment and insects. *Int J Mol Sci* 21:7382. <https://doi.org/10.3390/ijms21197382>
- Bruce TJ, Pickett JA (2011) Perception of plant volatile blends by herbivorous insects—finding the right mix. *Phytochemistry* 72:1605–1611. <https://doi.org/10.1016/j.phytochem.2011.04.011>
- Bruce TJ, Wadhams LJ, Woodcock CM (2005) Insect host location: a volatile situation. *Trends Plant Sci* 10:269–274. <https://doi.org/10.1016/j.tplants.2005.04.003>
- Büchel K, Malskies S, Mayer M, Fenning TM, Gershenzon J, Hilker M, Meiners T (2011) How plants give early herbivore alert: volatile terpenoids attract parasitoids to egg-infested elms. *Basic Appl Ecol* 12:403–412. <https://doi.org/10.1016/j.baae.2011.06.002>
- Calogirou A, Larsen BR, Kotzias D (1999) Gas-phase terpene oxidation products: a review. *Atmos Environ* 33:1423–1439. [https://doi.org/10.1016/S1352-2310\(98\)00277-5](https://doi.org/10.1016/S1352-2310(98)00277-5)
- Camredon M, Hamilton JF, Alam MS, Wyche KP, Carr T, White IR, Monks PS, Rickard AR, Bloss WJ (2010) Distribution of gaseous and particulate organic composition during dark  $\alpha$ -pinene ozonolysis. *Atmos Chem Phys* 10:2893–2917. <https://doi.org/10.5194/acp-10-2893-2010>
- Colmán EG, Blanco MB, Barnes I, Teruel MA (2015) Kinetics of the gas-phase reaction between ozone and three unsaturated oxygenated compounds: Ethyl 3,3-dimethyl acrylate, 2-methyl-2-pentenal and 6-methyl-5-hepten-2-one at atmospheric pressure. *Atmos Environ* 10:272–278. <https://doi.org/10.1016/j.atmosenv.2015.03.011>
- Criegee R (1975) Mechanism of ozonolysis. *Angew Chem Int Ed* 14:745–752. <https://doi.org/10.1002/anie.197507451>
- Dicke M, Van Beek TA, Posthumus Mv, Ben Dom N, Van Bokhoven H (1990) Isolation and identification of volatile kairomone that affects acarine predator prey interactions. Involvement of host plant in its production. *J Chem Ecol* 16:381–396. <https://doi.org/10.1007/BF01021772>
- Du Y, Poppy GM, Powell W, Pickett JA, Wadhams LJ, Woodcock CM (1998) Identification of semiochemicals released during aphid feeding that attract parasitoid *Aphidius ervi*. *J Chem Ecol* 24:1355–1368. <https://doi.org/10.1023/A:1021278816970>
- Dudareva N, Klempien A, Muhlemann JK, Kaplan I (2013) Biosynthesis, function and metabolic engineering of plant volatile organic compounds. *New Phytol* 198:16–32. <https://doi.org/10.1111/nph.12145>
- Dudareva N, Pichersky E, Gershenzon J (2004) Biochemistry of plant volatiles. *Plant Physiol* 135:1893–1902. <https://doi.org/10.1104/pp.104.049981>
- Duffield RM, Brand JM, Blum MS (1977) 6-Methyl-5-hepten-2-one in *Formica* species: identification and function as an alarm pheromone (Hymenoptera: Formicidae). *Ann Entomol Soc Am* 70:309–310. <https://doi.org/10.1093/aesa/70.3.309>
- Farré-Armengol G, Filella I, Llusà J, Peñuelas J (2017)  $\beta$ -ocimene, a key floral and foliar volatile involved in multiple interactions between plants and other organisms. *Molecules* 22:1148. <https://doi.org/10.3390/molecules22071148>
- Farré-Armengol G, Peñuelas J, Li T, Yli-Pirilä P, Filella I, Llusia J, Blande JD (2016) Ozone degrades floral scent and reduces pollinator attraction to flowers. *New Phytol* 209:152–160. <https://doi.org/10.1111/nph.13620>
- Fehsenfeld F, Calvert J, Fall R, Goldan P, Guenther AB, Hewitt CN, Lamb B, Liu S, Trainer M, Westberg H (1992) Emissions of volatile organic compounds from vegetation and the implications for atmospheric chemistry. *Global Biogeochem Cycles* 6:389–430. <https://doi.org/10.1029/92GB02125>
- Francke W, Bartels J, Meyer H, Schroder F, Kohnle U, Baader E, Vite JP (1995) Semiochemicals from bark beetles: new results, remarks, and reflections. *J Chem Ecol* 21:1043–1063. <https://doi.org/10.1007/BF02033807>
- Fruekilde P, Hjorth J, Jensen NR, Kotzias D, Larsen B (1998) Ozonolysis at vegetation surfaces: a source of acetone, 4-oxopentanal, 6-methyl-5-hepten-2-one, and geranyl acetone in the Troposphere. *Atmos Environ* 32:1893–1902. [https://doi.org/10.1016/S1352-2310\(97\)00485-8](https://doi.org/10.1016/S1352-2310(97)00485-8)
- Guanouni K, Rahali S, Ayadi S (2020) Theoretical investigation of the ozonolysis reactions of acyclic monoterpenes. *J Mater Environ Sci* 11:584–592
- Guenther A, Hewitt CN, Erickson D, Fall R, Geron C, Graedel T, Harley P, Klinger L, Lerdau M, McKay WA (1995) A global model of natural volatile organic compound emissions. *J Geophys Res Atmos* 100:8873–8892. <https://doi.org/10.1029/94JD02950>
- Heiden AC, Hoffmann T, Kahl J, Kley D, Klockow D, Langebartels C, Mehlhorn H, Sandermann H Jr, Schraudner M, Schuh G (1999) Emission of volatile organic compounds from ozone-exposed plants. *Ecol Appl* 9:1160–1167. [https://doi.org/10.1890/1051-0761\(1999\)009\[1160:EOVOCF\]2.0.CO;2](https://doi.org/10.1890/1051-0761(1999)009[1160:EOVOCF]2.0.CO;2)
- Holopainen JK (2004) Multiple functions of inducible plant volatiles. *Trends Plant Sci* 9:529–533. <https://doi.org/10.1016/j.tplants.2004.09.006>
- Holopainen JK, Kivimäenpää M, Nizkorodov SA (2017) Plant-derived secondary organic material in the air and ecosystems. *Trends Plant Sci* 22:744–753. <https://doi.org/10.1016/j.tplants.2017.07.004>
- IPCC (2013) Climate Change 2013: The Physical Science Basis. In: Stocker TF, Qin D, Plattner G-K, Tignor M, Allen SK, Boschung J, Nauels A, Xia Y, Bex V, Midgley PM (eds) Contribution of working group I to the fifth assessment report of the intergovernmental panel on climate change. Cambridge University Press, Cambridge, United Kingdom and New York, NY, USA, p 1535

- Jaoui M, Leungsakul S, Kamens RM (2003) Gas and particle products distribution from the reaction of  $\beta$ -caryophyllene with ozone. *J Atmos Chem* 45:261–287. <https://doi.org/10.1023/A:1024263430285>
- Jaoui M, Lewandowski M, Offenberg JH, Docherty KS, Kleindienst TE (2017) Ozonolysis of  $\alpha/\beta$ -farnesene mixture: analysis of gas-phase and particulate reaction products. *Atmos Environ* 169:175–192. <https://doi.org/10.1016/j.atmosenv.2017.08.065>
- Jenkin ME, Valorso R, Aumont B, Newland MJ, Rickard AR (2020) Estimation of rate coefficients for the reactions of  $O_3$  with unsaturated organic compounds for use in automated mechanism construction. *Atmos Chem Phys* 20:12921–12937. <https://doi.org/10.5194/acp-20-12921-2020>
- Joutsensaari J, Yli-Pirilä P, Korhonen H, Arola A, Blande JD, Hejjari J, Kivimäenpää M, Mikkonen S, Hao L, Miettinen P (2015) Biotic stress accelerates formation of climate-relevant aerosols in boreal forests. *Atmos Chem Phys* 15:12139–12157. <https://doi.org/10.5194/acp-15-12139-2015>
- Kaiser R (1993) The scent of orchids: olfactory and chemical investigations. Elsevier, Amsterdam, Netherlands
- Kim D, Stevens PS, Hites RA (2011) Rate constants for the gas-phase reactions of OH and  $O_3$  with  $\beta$ -ocimene,  $\beta$ -myrcene, and  $\alpha$ - and  $\beta$ -farnesene as a function of temperature. *J Phys Chem A* 115:500–506. <https://doi.org/10.1021/jp111173s>
- Knudsen JT, Eriksson R, Gershenzon J, Ståhl B (2006) Diversity and distribution of floral scent. *Bot Rev* 72:1–120. [https://doi.org/10.1663/0006-8101\(2006\)72\[1:DADOF5\]2.0.CO;2](https://doi.org/10.1663/0006-8101(2006)72[1:DADOF5]2.0.CO;2)
- Kourtchev I, Bejan I, Sodeau JR, Wenger JC (2009) Gas-phase reaction of  $\epsilon$ - $\beta$ -farnesene with ozone: rate coefficient and carbonyl products. *Atmos Environ* 43:3182–3190. <https://doi.org/10.1016/j.atmosenv.2009.03.048>
- Laaksonen A, Kulmala M, O'Dowd CD, Joutsensaari J, Vaattovaara P, Mikkonen S, Lehtinen K, Sogacheva L, Dal Maso M, Aalto P, Petäjä T, Sogachev A, Yoon YJ, Lihavainen H, Nilsson D, Facchini MC, Cavalli F, Fuzzi S, Hoffmann T, Arnold F, Hanke M, Sellegri K, Umann B, Junkermann W, Coe H, Allan JD, Alfarra MR, Worsnop DR, Riekkola M-L, Hyötyläinen T, Viisanen Y (2008) The role of VOC oxidation products in continental new particle formation. *Atmos Chem Phys* 8:2657–2665. <https://doi.org/10.5194/acp-8-2657-2008>
- Lee A, Goldstein AH, Keywood MD, Gao S, Varutbangkul V, Bahreini R, Ng NL, Flagan RC, Seinfeld JH (2006) Gas-phase products and secondary aerosol yields from the ozonolysis of ten different terpenes. *J Geophys Res Atmos* 111:D07302. <https://doi.org/10.1029/2005JD006437>
- Leonardo T, da Silva EC, Arbilla G (2008) Ozonolysis of geraniol-trans, 6-methyl-5-hepten-2-one, and 6-hydroxy-4-methyl-4-hexenal: kinetics and mechanisms. *J Phys Chem A* 112:6636–6645. <https://doi.org/10.1021/jp8027534>
- Li T, Blande JD (2015) Associational susceptibility in broccoli: mediated by plant volatiles, impeded by ozone. *Global Change Biol* 21:1993–2004. <https://doi.org/10.1111/gcb.12835>
- Li T, Blande JD, Holopainen JK (2016) Atmospheric transformation of plant volatiles disrupts host plant finding. *Sci Rep* 6:33851. <https://doi.org/10.1038/srep33851>
- Loreto F, Dicke M, Schnitzler J, Turlings TC (2014) Plant volatiles and the environment. *Plant Cell Environ* 37:1905–1908. <https://doi.org/10.1111/pce.12369>
- Loreto F, Schnitzler J (2010) Abiotic stresses and induced BVOCs. *Trends Plant Sci* 15:154–166. <https://doi.org/10.1016/j.tplants.2009.12.006>
- Ma Y, Porter RA, Chappell D, Russell AT, Marston G (2009) Mechanisms for the formation of organic acids in the gas-phase ozonolysis of 3-carene. *Phys Chem Chem Phys* 11:4184–4197. <https://doi.org/10.1039/B818750A>
- Masoud CG, Ruiz LH (2021) Chlorine-initiated oxidation of  $\alpha$ -pinene: formation of secondary organic aerosol and highly oxygenated organic molecules. *ACS Earth Space Chem* 5:2307–2319. <https://doi.org/10.1021/acsearthspacechem.1c00150>
- Masui N, Mochizuki T, Tani A, Matsuura H, Agathokleous E, Watanabe T, Koike T (2020) Does ozone alter the attractiveness of Japanese white birch leaves to the leaf beetle *Agelastica coerulea* via changes in biogenic volatile organic compounds (BVOCs): an examination with the Y-tube test. *Forests* 11:58. <https://doi.org/10.3390/f11010058>
- McFrederick QS, Fuentes JD, Kathilankal JC, Lerdau M (2009) Effects of air pollution on biogenic volatiles and ecological interactions. *Oecologia* 160:411–420. <https://doi.org/10.1007/s00442-009-1318-9>
- McFrederick QS, Kathilankal JC, Fuentes JD (2008) Air pollution modifies floral scent trails. *Atmos Environ* 42:2336–2348. <https://doi.org/10.1016/j.atmosenv.2007.12.033>
- Mentel TF, Kleist E, Andres S, Dal Maso M, Hohaus T, Kiendler-Scharr A, Rudich Y, Springer M, Tillmann R, Uerlings R (2013) Secondary aerosol formation from stress-induced biogenic emissions and possible climate feedbacks. *Atmos Chem Phys* 13:8755–8770. <https://doi.org/10.5194/acp-13-8755-2013>
- Mofikoya AO, Yli-Pirilä P, Kivimäenpää M, Blande JD, Virtanen A, Holopainen JK (2020) Deposition of  $\alpha$ -pinene oxidation products on plant surfaces affects plant VOC emission and herbivore feeding and oviposition. *Environ Pollut* 263:114437. <https://doi.org/10.1016/j.envpol.2020.114437>
- Page P, Favre A, Schiestl FP, Karrenberg S (2014) Do flower color and floral scent of silene species affect host preference of *Hadena bicurvis*, a seed-eating pollinator, under field conditions? *PLoS ONE* 9:e98755. <https://doi.org/10.1371/journal.pone.0098755>
- Palmer-Young EC, Veit D, Gershenzon J, Schuman MC (2015) The sesquiterpenes (*E*)- $\beta$ -farnesene and (*E*)- $\alpha$ -bergamotene quench ozone but fail to protect the wild Tobacco *Nicotiana attenuata* from ozone, UVB, and drought stresses. *PLoS ONE* 10:e0127296. <https://doi.org/10.1371/journal.pone.0127296>
- Pierik R, Ballaré CL, Dicke M (2014) Ecology of plant volatiles: taking a plant community perspective. *Plant Cell Environ* 37:1845–1853. <https://doi.org/10.1111/pce.12330>
- Pinto DM, Blande JD, Souza SR, Nerg A, Holopainen JK (2010) Plant volatile organic compounds (VOCs) in ozone ( $O_3$ ) polluted atmospheres: the ecological effects. *J Chem Ecol* 36:22–34. <https://doi.org/10.1007/s10886-009-9732-3>
- Reissell A, Aschmann SM, Atkinson R, Arey J (2002) Products of the OH radical- and  $O_3$ -initiated reactions of myrcene and ocimene. *J Geophys Res Atmos* 107:D12. <https://doi.org/10.1029/2001JD001234>
- Ryalls JMW, Bromfield LM, Bell L, Jasper J, Mullinger NJ, Blande JD, Girling RD (2022a) Concurrent anthropogenic air pollutants enhance recruitment of a specialist parasitoid. *Proc Royal Soc B* 289:20221692. <https://doi.org/10.1098/rspb.2022.1692>
- Ryalls JMW, Langford B, Mullinger NJ, Bromfield LM, Nemitz E, Pfrang C, Girling RD (2022b) Anthropogenic air pollutants reduce insect-mediated pollination services. *Environ Pollut* 297:118847. <https://doi.org/10.1016/j.envpol.2022.118847>
- Ryalls JMW, Staton T, Mullinger NJ, Bromfield LM, Langford B, Pfrang C, Nemitz E, Blande J, Girling RD (2022c) Ozone mitigates the adverse effects of diesel exhaust pollutants on ground-active invertebrates in wheat. *Front Ecol Evol* 10:833088. <https://doi.org/10.3389/fevo.2022.833088>
- Schiestl FP (2010) The evolution of floral scent and insect chemical communication. *Ecol Lett* 13:643–656. <https://doi.org/10.1111/j.1461-0248.2010.01451.x>

- Šimpraga M, Takabayashi J, Holopainen JK (2016) Language of plants: where is the word? *J Integr Plant Biol* 58:343–349. <https://doi.org/10.1111/jipb.12447>
- Smith AM, Rigler E, Kwok ESC, Atkinson R (1996) Kinetics and products of the gas-phase reactions of 6-Methyl-5-hepten-2-one and trans-cinnamaldehyde with OH and NO<sub>3</sub> radicals and O<sub>3</sub> at 296 ± 2 K. *Environ Sci Technol* 30:1781–1785. <https://doi.org/10.1021/es950871m>
- Stewart DJ, Almbrok SH, Lockhart JP, Mohamed OM, Nutt DR, Pfrang C, Marston G (2013) The kinetics of the gas-phase reactions of selected monoterpenes and cyclo-alkenes with ozone and the NO<sub>3</sub> radical. *Atmos Environ* 70:227–235. <https://doi.org/10.1016/j.atmosenv.2013.01.036>
- Sun X, Bai J, Zhao Y, Zhang C, Wang Y, Hu J (2011) Chemical mechanism and kinetics study on the ocimene ozonolysis reaction in atmosphere. *Atmos Environ* 45:6197–6203. <https://doi.org/10.1016/j.atmosenv.2011.08.010>
- Vickers CE, Gershenzon J, Lerdau MT, Loreto F (2009) A unified mechanism of action for volatile isoprenoids in plant abiotic stress. *Nat Chem Biol* 5:283–291. <https://doi.org/10.1038/nchembio.158>
- Vingarzan R (2004) A review of surface ozone background levels and trends. *Atmos Environ* 38:3431–3442. <https://doi.org/10.1016/j.atmosenv.2004.03.030>
- Went FW (1960) Organic matter in the atmosphere, and its possible relation to petroleum formation. *Proc Natl Acad Sci USA* 46:212–221. <https://doi.org/10.1073/pnas.46.2.212>
- Wisthaler A, Weschler CJ (2010) Reactions of ozone with human skin lipids: sources of carbonyls, dicarbonyls, and hydroxycarbonyls in indoor air. *Proc Natl Acad Sci USA* 107:6568–6575. <https://doi.org/10.1073/pnas.0904498106>
- Yli-Pirila P, Copolovici L, Kannaste A, Noe S, Blande JD, Mikkonen S, Klemola T, Pulkkinen J, Virtanen A, Laaksonen A (2016) Herbivory by an outbreaking moth increases emissions of biogenic volatiles and leads to enhanced secondary organic aerosol formation capacity. *Environ Sci Technol* 50:11501–11510. <https://doi.org/10.1021/acs.est.6b02800>

**Publisher's Note** Springer Nature remains neutral with regard to jurisdictional claims in published maps and institutional affiliations.